

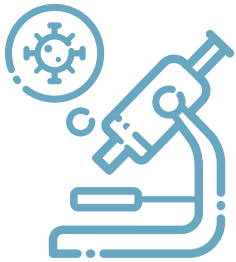
# COMMUNITY HEALTH CENTERS

## COVID-19 Impact

California's Community Health Centers (CHCs) are currently providing care to more than 7.4 million Californians, many of whom are essential workers. CHCs play a pivotal role in ensuring those impacted most by the COVID19 pandemic have access to needed care and are prioritized in receiving vaccinations

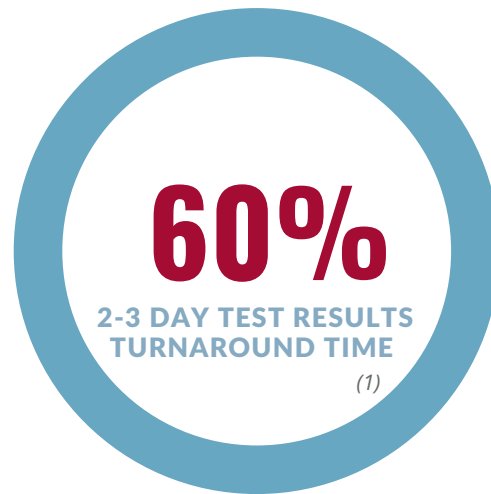
As of April 30, 2021

### CHC TESTING



**1.2MIL+** <sup>(1)</sup>

TOTAL NUMBER OF TESTS ADMINISTERED



**164,787** <sup>(1)</sup>

TESTED POSITIVE FOR COVID-19


**98%** <sup>(1)</sup>

OFFER COVID-19 TESTING

### EQUITABLE RESPONSE

**78%** <sup>(1)</sup>

TESTED POSITIVE - IDENTIFIED AS RACIAL OR ETHNIC GROUPS <sup>(3)</sup>



**70%** <sup>(1)</sup>

TEST ADMINISTERED - IDENTIFIED AS RACIAL OR ETHNIC GROUPS <sup>(3)</sup>

### CHC OPERATIONS

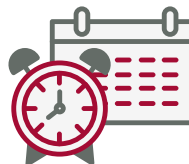


**39%** <sup>(1)</sup>

VISITS CONDUCTED VIRTUALLY

**26%** <sup>(1)</sup>

CHC THAT TEMPORARILY CLOSED AT LEAST ONE SITE



**98%** <sup>(1)</sup>

CHC WEEKLY VISITS COMPARED TO PRE-COVID19 WEEKLY VISITS

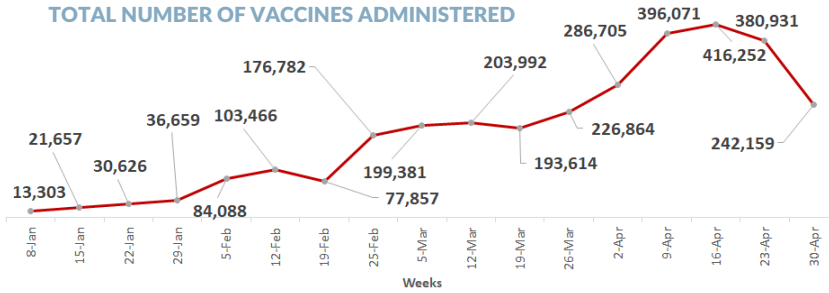
Data Source: CHC : Federally Qualified Health Centers (FQHCs) (n=180) and FQHC Look-Alike Clinics (n=27). (1) HRSA Weekly Survey; surveyed 72% (148/207) of CHCs ; (2) California Primary Care Vaccination Distribution Survey.; surveyed 53% (109/207) of CHCs (3) Racial or ethnic minority groups: Black, Asian, Pacific Islander, Indigenous and LatinX persons.

# COMMUNITY HEALTH CENTERS COVID-19 VACCINATION


## IMMUNIZATION

**3+ MIL** <sup>(1)</sup>

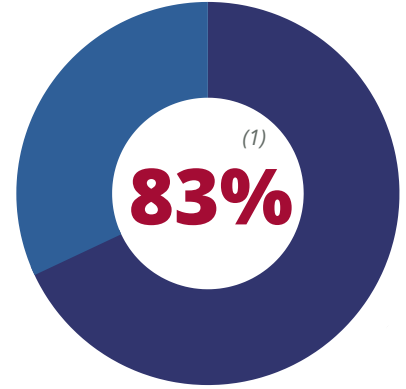
TOTAL NUMBER OF VACCINES ADMINISTERED



**46%** <sup>(2)</sup>



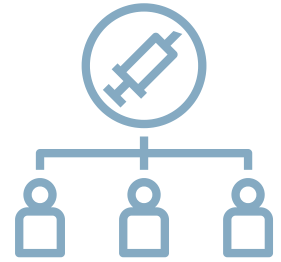
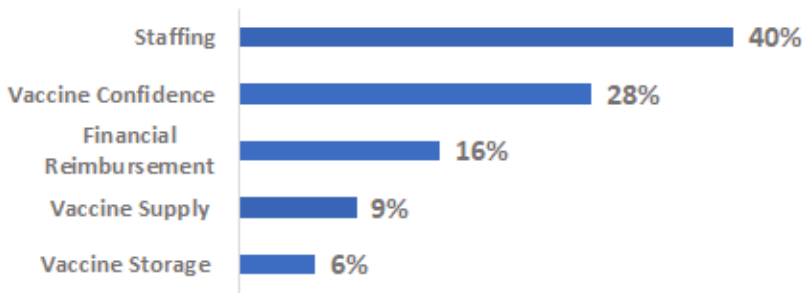
VACCINES ADMINISTERED- IDENTIFIED AS RACIAL OR ETHNIC GROUPS <sup>(3)</sup>



NUMBER OF VACCINES ADMINISTERED WEEKLY <sup>(1)</sup>

## VACCINE DISTRIBUTION

CHALLENGES DEPLOYING COVID-19 VACCINES <sup>(1)</sup>



**74%** <sup>(2)</sup>

CHC REQUESTED AND RECEIVED VACCINES FROM THE STATE

ADDITIONAL CHALLENGE: TRANSPORTATION OF VACCINES DUE TO DOCUMENTATION AND TEMPERATURE CONTROL

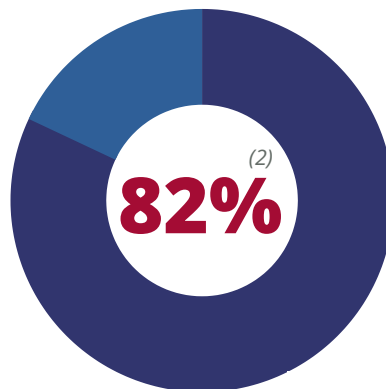
## CHC OPERATIONS



**98%** <sup>(2)</sup>

WILLING TO BECOME COMMUNITY VACCINATION SITES

INTERESTED IN VACCINE OUTREACH AND EDUCATION



**76%** <sup>(2)</sup>

ENGAGED IN VACCINE EDUCATION/ADVOCACY



Data Source: CHC : Federally Qualified Health Centers (FQHCs) (n=180) and FQHC Look-Alike Clinics (n=27). (1) HRSA Weekly Survey; surveyed 72% (148/207) of CHCs; (2) California Primary Care Vaccination Distribution Survey.; surveyed 53% (109/207) of CHCs (3) Racial or ethnic minority groups: Black, Asian, Pacific Islander, Indigenous and LatinX persons.