



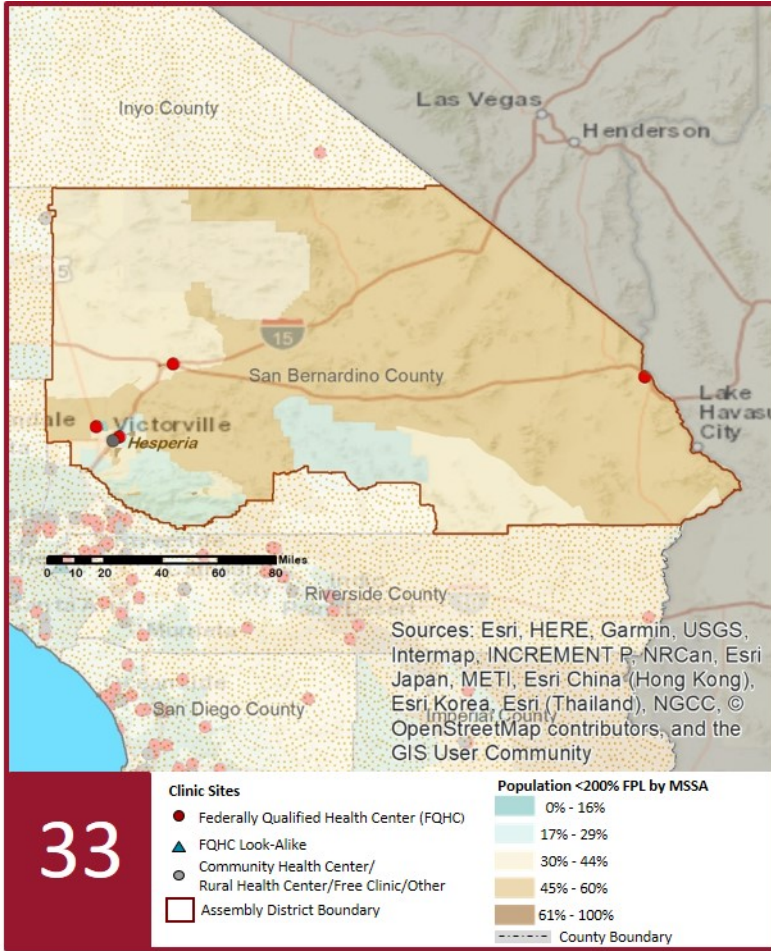
2021 Profile of Community Health Centers Assembly District 33

Assemblymember Thurston "Smitty" Smith



The Clinics

Community Health Centers (CHCs) are nonprofit health care practices located in low income and medically underserved areas. CHCs share a common mission to serve everyone who walks through their doors, regardless of their ability to pay. The term CHC include Federally Qualified Health Centers (FQHC), FQHC Look-Alikes, Migrant Health Centers, Rural and Frontier Health Centers, and Free Clinics. CHCs are an essential segment of the safety net. In many California Counties, they provide a significant proportion of comprehensive primary care services to those who are publicly subsidized or uninsured.



Clinic Types

Total Number of CHCs	5
Federally Qualified Health Center Sites (FQHC)	4
FQHC Look-Alike Sites	0
Rural Health Center Sites (95-210 RHC)	1

Demographics

Patients	26,187	
Male	8,141	31%
Female	18,046	69%
19 Years & Under	6,183	24%
Encounters	89,865	

Poverty Level

Under 100%	11,040	42%
100 - 138%	1,188	5%
139 - 200%	1,035	4%
201 - 400%	147	1%
Over 400%	66	0%
Unknown	12,711	49%

Age

Less than 1 Year	344	1%
1 - 4 Years	1,172	4%
5 - 12 Years	1,379	5%
13 - 14 Years	293	1%
15 - 19 Years	2,995	11%
20 - 34 Years	10,054	38%
35 - 44 Years	3,848	15%
45 - 64 Years	4,271	16%
More than 65 Years	1,831	7%

Race

White (non-Hispanic)	793	3%
Hispanic	12,871	49%
Black	4,292	16%
Native American	1,016	4%
Asian/Pacific Islander	477	2%
More than one Race	1,844	7%
Other/ Unknown	4,894	19%

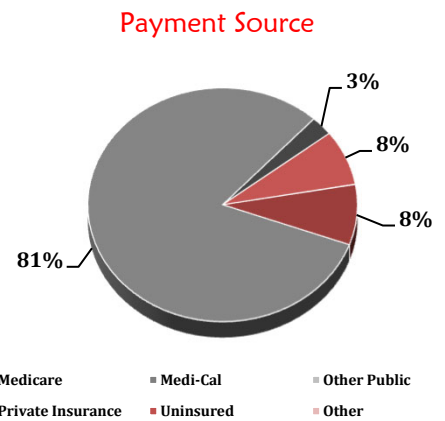
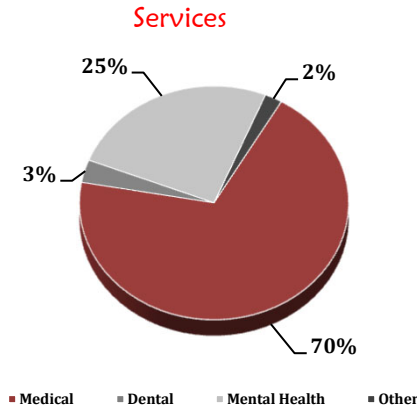
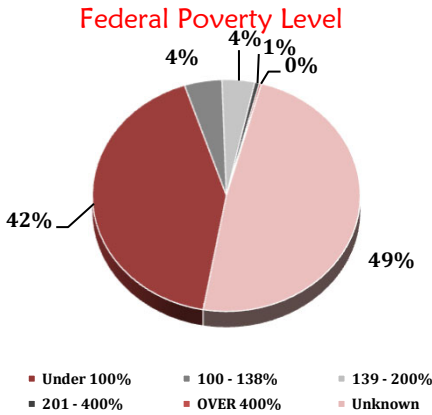
Ethnicity

Hispanic	12,871	49%
Non-Hispanic	11,305	43%
Unknown	2,011	8%
Primary Language Not English	11%	

Language

2021 Profile of Community Health Centers Assembly District 33

Assemblymember Thurston "Smitty" Smith



Services	Provider FTEs	Encounters
Medical*	17.4 85%	62,433 69%
Dental**	1.7 8%	2,822 3%
Mental Health***	1.3 7%	22,731 25%
Other****	- 0%	1,879 2%

% of CHCs providing other significant services

Vision Services	0%
Basic Lab Services	60%
Radiology Services	0%
Pharmacy Services	20%
Urgent Care Services	0%
Substance Abuse Services	20%
Women's Health Services	20%

*Physicians; Physician Assistants; Family Nurse Practitioners; Certified Nurse Midwives and Visiting Nurses.
 ***Psychiatrists; Clinical Psychologists; Licensed Clinical Social Workers.
 ****Other providers billable to Medi-Cal.

Revenue and Utilization by Payment Source

Program	Patients**	Encounters
Medicare	1,840 7%	6,932 8%
Medi-Cal	18,017 69%	67,597 75%
Other Public	- 0%	8 0%
Private Insurance	917 4%	2,228 2%
Uninsured Services	5,392 21%	6,365 7%
Covered California	1 0%	3 0%
PACE	- 0%	- 0%
Other	20 0%	31 0%
BCCCP**	6 0%	7 0%
CHDP**	- 0%	- 0%
Family PACT**	3,377 13%	6,694 7%

Gross Patient Revenue (charged)

\$32,679,867

Net Patient Revenue (collected)

\$18,614,402

Other Operating Revenue

Federal Funds	\$ 1,003,657
State Funds	\$ -
County/Local Funds	\$ -
Private	\$ 116,850
Donations/Contributions	\$ 20,167
Other	\$ -

TOTAL OPERATING REVENUE

\$19,755,076

**Patient counts for Episodic programs (BCCCP, CHDP, Family PACT and Other Episodic Programs) are duplicated. Episodic Programs include Breast Cancer Programs such as the Breast Cancer Early Detection Program (BCCCP) and the Breast and Cervical Cancer Control Program (BCCCP); CHDP = Child Health and Disability Prevention Program; Family PACT = Family Planning Access Care and Treatment Program and other payers covered by a grant.

Because of their philosophy and by necessity, CCHCs have been vigilant about controlling the cost of care, and the untoward effects of deferred or neglected care, by promoting a broad range of preventive health services specifically targeted to the particular needs of their communities and patient populations. The Federal Office of Management and Budget has found the Health Center Program to be one of the ten most effective federal programs and the most effective program under the federal Health and Human Services Agency. Despite enormous challenges, CCHCs have persisted in their mission to serve their local communities.

Profile created by Jeanita Harris, Sr. Data Analyst, CPCA. Data is based on 2019 OSHPD AUR.