



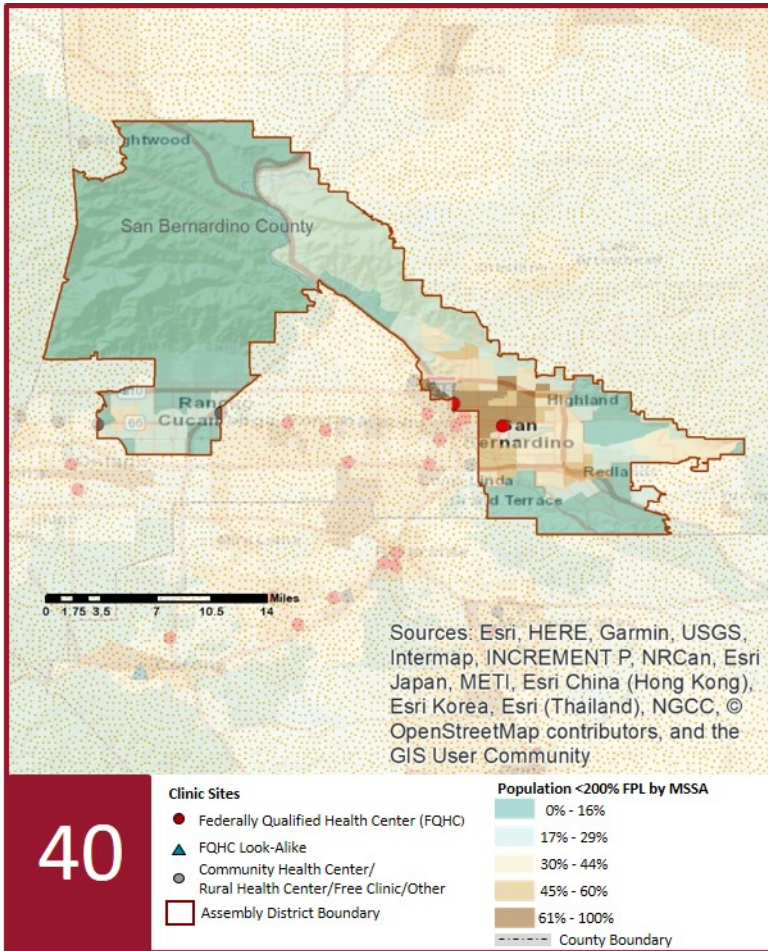
2021 Profile of Community Health Centers Assembly District 40

Assemblymember James Ramos



The Clinics

Community Health Centers (CHCs) are nonprofit health care practices located in low income and medically underserved areas. CHCs share a common mission to serve everyone who walks through their doors, regardless of their ability to pay. The term CHC include Federally Qualified Health Centers (FQHC), FQHC Look-Alikes, Migrant Health Centers, Rural and Frontier Health Centers, and Free Clinics. CHCs are an essential segment of the safety net. In many California Counties, they provide a significant proportion of comprehensive primary care services to those who are publicly subsidized or uninsured.



40

Clinic Types

Total Number of CHCs	3
Federally Qualified Health Center Sites (FQHC)	2
FQHC Look-Alike Sites	0
Rural Health Center Sites (95-210 RHC)	1

Demographics

Patients	10,535	
Male	4,056	39%
Female	6,479	61%
19 Years & Under	1,608	15%
Encounters	38,774	

Poverty Level

Under 100%	5,759	55%
100 - 138%	1,392	13%
139 - 200%	497	5%
201 - 400%	221	2%
Over 400%	65	1%
Unknown	2,601	25%

Age

Less than 1 Year	60	1%
1 - 4 Years	350	3%
5 - 12 Years	551	5%
13 - 14 Years	158	1%
15 - 19 Years	489	5%
20 - 34 Years	2,786	26%
35 - 44 Years	1,716	16%
45 - 64 Years	3,499	33%
More than 65 Years	926	9%

Race

White	840	8%
Hispanic	6,343	60%
Black	1,208	11%
Native American	33	0%
Asian/Pacific Islander	350	3%
More than one Race	1,608	15%
Other/ Unknown	153	1%

Ethnicity

Hispanic	6,343	60%
Non-Hispanic	3,841	36%
Unknown	351	3%
Primary Language Not English	26%	

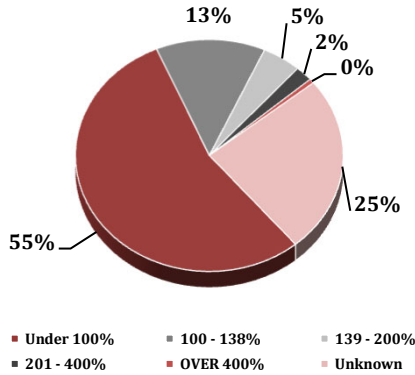
Language

2021 Profile of Community Health Centers Assembly District 40

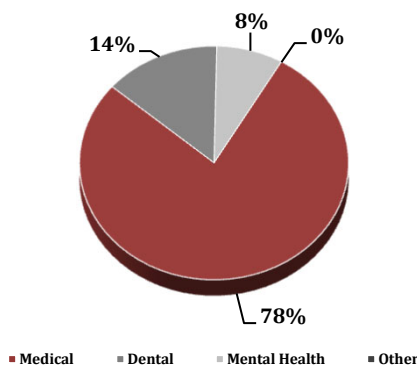
Assemblymember James Ramos



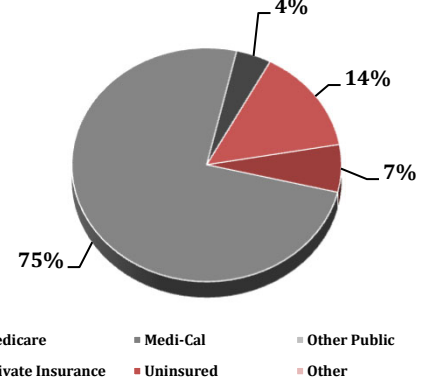
Federal Poverty Level



Services



Payment Source



Services	Provider FTEs	Encounters
Medical*	8.0 54%	30,234 78%
Dental**	2.5 17%	5,437 14%
Mental Health***	4.3 29%	3,103 8%
Other****	- 0%	- 0%

% of CHCs providing other significant services

Vision Services	0%
Basic Lab Services	33%
Radiology Services	0%
Pharmacy Services	33%
Urgent Care Services	33%
Substance Abuse Services	0%
Women's Health Services	33%

*Physicians; Physician Assistants; Family Nurse Practitioners; Certified Nurse Midwives and Visiting Nurses.
**Psychiatrists; Clinical Psychologists; Licensed Clinical Social Workers.
****Other providers billable to Medi-Cal.

Revenue and Utilization by Payment Source

Program	Patients**	Encounters
Medicare	528 5%	2,500 6%
Medi-Cal	8,169 78%	28,444 73%
Other Public	- 0%	- 0%
Private Insurance	371 4%	1,603 4%
Uninsured Services	1,454 14%	5,487 14%
Covered California	13 0%	60 0%
PACE	- 0%	- 0%
Other	- 0%	- 0%
BCCCP**	159 2%	159 0%
CHDP**	150 1%	187 0%
Family PACT**	177 2%	334 1%

Gross Patient Revenue (charged)

\$13,885,833

Net Patient Revenue (collected)

\$10,028,295

Other Operating Revenue

Federal Funds	\$ 170,131
State Funds	\$ -
County/Local Funds	\$ 140,968
Private	\$ 926,971
Donations/Contributions	\$ -
Other	\$ 460,971

TOTAL OPERATING REVENUE

\$11,727,336

**Patient counts for Episodic programs (BCCCP, CHDP, Family PACT and Other Episodic Programs) are duplicated. Episodic Programs include Breast Cancer Programs such as the Breast Cancer Early Detection Program (BCCCP) and the Breast and Cervical Cancer Control Program (BCCCP); CHDP = Child Health and Disability Prevention Program; Family PACT = Family Planning Access Care and Treatment Program and other payers covered by a grant.

Because of their philosophy and by necessity, CCHCs have been vigilant about controlling the cost of care, and the untoward effects of deferred or neglected care, by promoting a broad range of preventive health services specifically targeted to the particular needs of their communities and patient populations. The Federal Office of Management and Budget has found the Health Center Program to be one of the ten most effective federal programs and the most effective program under the federal Health and Human Services Agency. Despite enormous challenges, CCHCs have persisted in their mission to serve their local communities.

Profile created by Jeanita Harris, Sr. Data Analyst, CPCA. Data is based on 2019 OSHPD AUR.