



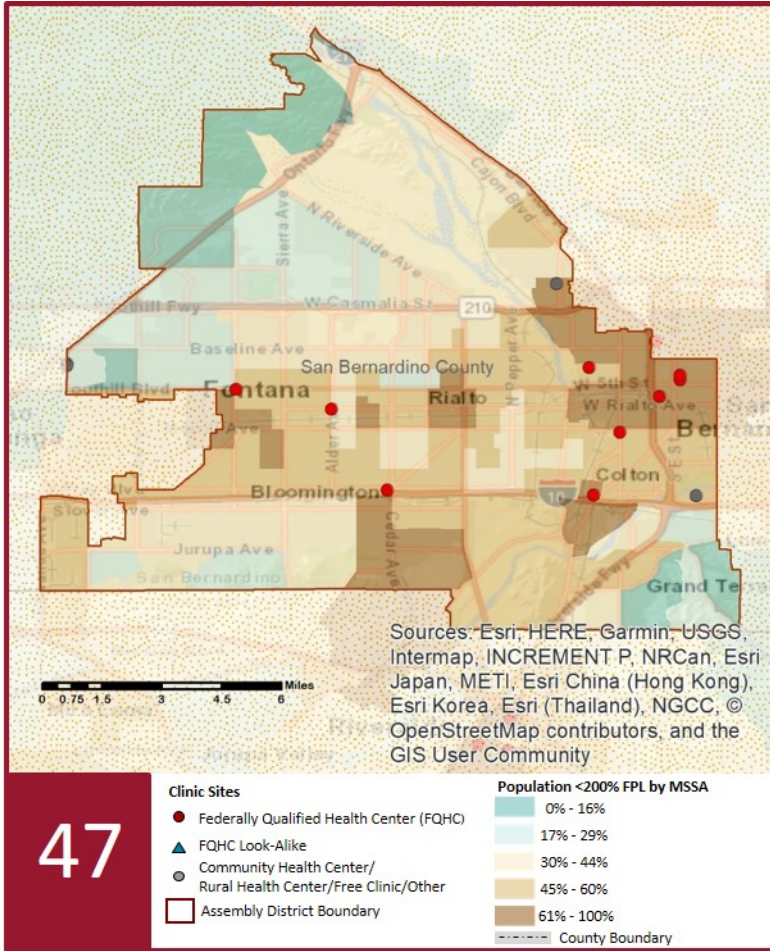
2021 Profile of Community Health Centers Assembly District 47

Assemblymember Eloise Reyes



The Clinics

Community Health Centers (CHCs) are nonprofit health care practices located in low income and medically underserved areas. CHCs share a common mission to serve everyone who walks through their doors, regardless of their ability to pay. The term CHC include Federally Qualified Health Centers (FQHC), FQHC Look-Alikes, Migrant Health Centers, Rural and Frontier Health Centers, and Free Clinics. CHCs are an essential segment of the safety net. In many California Counties, they provide a significant proportion of comprehensive primary care services to those who are publicly subsidized or uninsured.



Clinic Types

Total Number of CHCs	12
Federally Qualified Health Center Sites (FQHC)	8
FQHC Look-Alike Sites	0
Rural Health Center Sites (95-210 RHC)	4

Demographics

Patients	78,009	
Male	28,045	36%
Female	49,964	64%
19 Years & Under	29,010	37%
Encounters	235,437	

Poverty Level

Under 100%	38,701	50%
100 - 138%	6,800	9%
139 - 200%	3,408	4%
201 - 400%	1,186	2%
Over 400%	307	0%
Unknown	27,607	35%

Age

Less than 1 Year	1,786	2%
1 - 4 Years	6,411	8%
5 - 12 Years	11,129	14%
13 - 14 Years	2,681	3%
15 - 19 Years	7,003	9%
20 - 34 Years	22,764	29%
35 - 44 Years	8,616	11%
45 - 64 Years	14,417	18%
More than 65 Years	3,202	4%

Race

White	51,667	66%
Black	8,190	10%
Native American	1,172	2%
Asian/Pacific Islander	2,216	3%
More than one Race	3,245	4%
Other/ Unknown	11,519	15%

Ethnicity

Hispanic	52,858	68%
Non-Hispanic	22,281	29%
Unknown	2,870	4%
Primary Language Not English	28%	

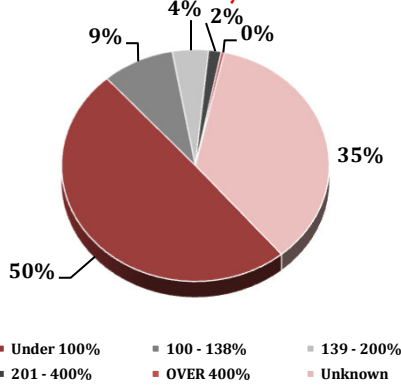
Language

2021 Profile of Community Health Centers Assembly District 47

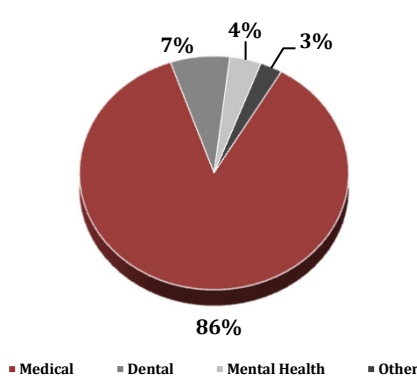
Assemblymember Eloise Reyes



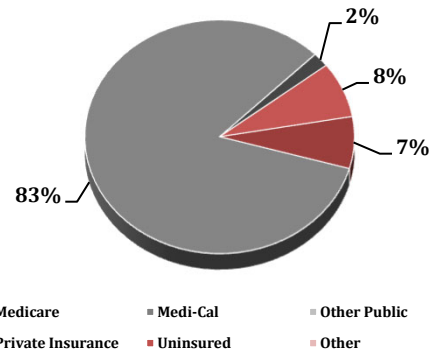
Federal Poverty Level



Services



Payment Source



Services	Provider FTEs	Encounters
Medical*	86.1 74%	203,454 86%
Dental**	10.8 9%	16,791 7%
Mental Health***	10.3 9%	8,907 4%
Other****	8.4 7%	6,285 3%

% of CHCs providing other significant services

Vision Services	25%
Basic Lab Services	75%
Radiology Services	33%
Pharmacy Services	25%
Urgent Care Services	8%
Substance Abuse Services	33%
Women's Health Services	67%

*Physicians; Physician Assistants; Family Nurse Practitioners; Certified Nurse Midwives and Visiting Nurses.
 ***Psychiatrists; Clinical Psychologists; Licensed Clinical Social Workers.
 ****Other providers billable to Medi-Cal.

Revenue and Utilization by Payment Source

Program	Patients**	Encounters
Medicare	3,628 5%	15,775 7%
Medi-Cal	60,074 77%	182,810 78%
Other Public	- 0%	48 0%
Private Insurance	1,792 2%	4,339 2%
Uninsured Services	12,275 16%	16,933 7%
Covered California	240 0%	830 0%
PACE	- 0%	- 0%
Other	- 0%	- 0%
BCCCP**	63 0%	358 0%
CHDP**	2,884 4%	3,030 1%
Family PACT**	6,238 8%	11,314 5%

Gross Patient Revenue (charged)

\$103,049,492

Net Patient Revenue (collected)

\$54,983,308

Other Operating Revenue

Federal Funds	\$ 11,097,314
State Funds	\$ 1,151,481
County/Local Funds	\$ 1,725,368
Private	\$ 4,886,963
Donations/Contributions	\$ 32,503
Other	\$ 4,835,986

TOTAL OPERATING REVENUE

\$78,712,923

**Patient counts for Episodic programs (BCCCP, CHDP, Family PACT and Other Episodic Programs) are duplicated. Episodic Programs include Breast Cancer Programs such as the Breast Cancer Early Detection Program (BCCCP) and the Breast and Cervical Cancer Control Program (BCCCP); CHDP = Child Health and Disability Prevention Program; Family PACT = Family Planning Access Care and Treatment Program and other payers covered by a grant.

Because of their philosophy and by necessity, CCHCs have been vigilant about controlling the cost of care, and the untoward effects of deferred or neglected care, by promoting a broad range of preventive health services specifically targeted to the particular needs of their communities and patient populations. The Federal Office of Management and Budget has found the Health Center Program to be one of the ten most effective federal programs and the most effective program under the federal Health and Human Services Agency. Despite enormous challenges, CCHCs have persisted in their mission to serve their local communities.

Profile created by Jeanita Harris, Sr. Data Analyst, CPCA. Data is based on 2019 OSHPD AUR.