



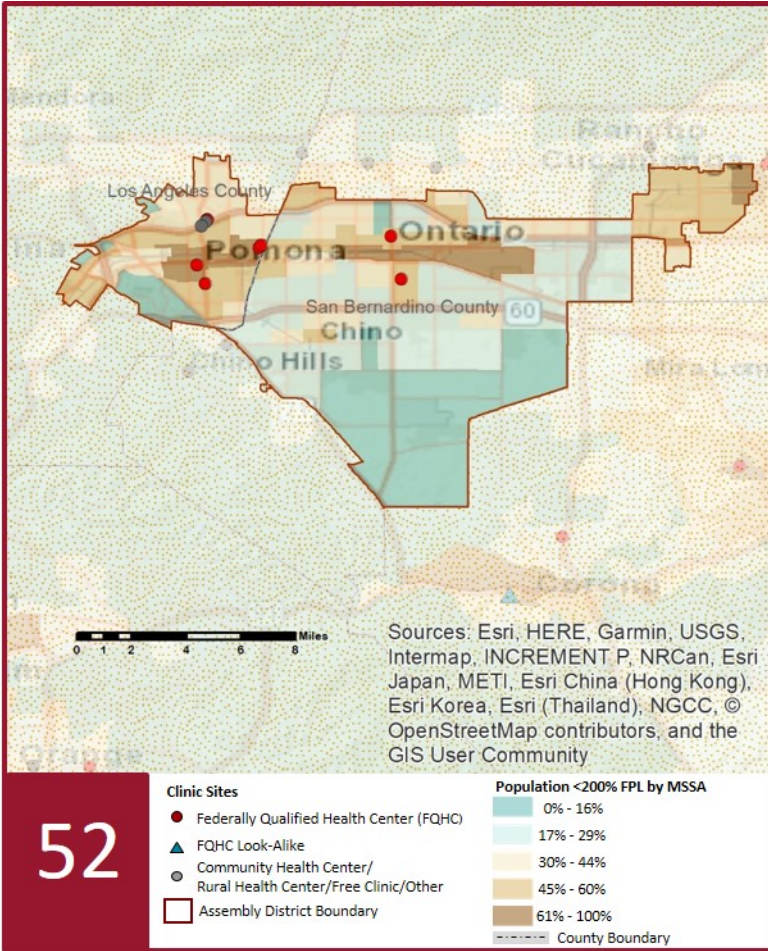
2021 Profile of Community Health Centers Assembly District 52

Assemblymember Freddie Rodriguez



The Clinics

Community Health Centers (CHCs) are nonprofit health care practices located in low income and medically underserved areas. CHCs share a common mission to serve everyone who walks through their doors, regardless of their ability to pay. The term CHC include Federally Qualified Health Centers (FQHC), FQHC Look-Alikes, Migrant Health Centers, Rural and Frontier Health Centers, and Free Clinics. CHCs are an essential segment of the safety net. In many California Counties, they provide a significant proportion of comprehensive primary care services to those who are publicly subsidized or uninsured.



52

Clinic Types

Total Number of CHCs	11
Federally Qualified Health Center Sites (FQHC)	8
FQHC Look-Alike Sites	1
Rural Health Center Sites (95-210 RHC)	2

Demographics

Patients	52,389	
Male	17,788	34%
Female	34,601	66%
19 Years & Under	14,673	28%
Encounters	149,135	

Poverty Level

Under 100%	34,887	67%
100 - 138%	6,526	12%
139 - 200%	3,715	7%
201 - 400%	1,179	2%
Over 400%	1,189	2%
Unknown	4,893	9%

Age

Less than 1 Year	836	2%
1 - 4 Years	2,649	5%
5 - 12 Years	5,533	11%
13 - 14 Years	1,330	3%
15 - 19 Years	4,325	8%
20 - 34 Years	16,458	31%
35 - 44 Years	7,008	13%
45 - 64 Years	11,789	23%
More than 65 Years	2,461	5%

Race

White (non-Hispanic)	3,862	7%
Hispanic	38,288	73%
Black	2,298	4%
Native American	153	0%
Asian/Pacific Islander	2,120	4%
More than one Race	888	2%
Other/ Unknown	4,780	9%

Ethnicity

Hispanic	38,288	73%
Non-Hispanic	11,206	21%
Unknown	2,895	6%

Language

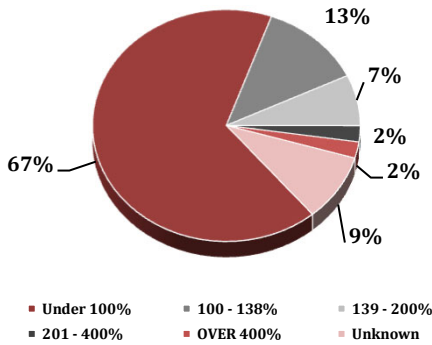
Primary Language Not English	34%
------------------------------	-----

2021 Profile of Community Health Centers Assembly District 52

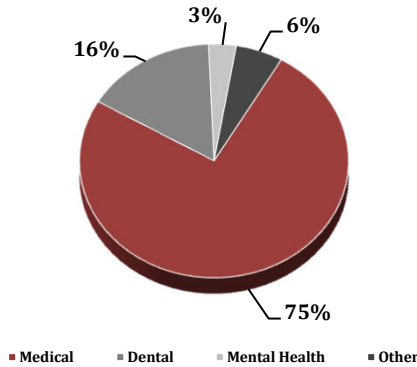
Assemblymember Freddie Rodriguez



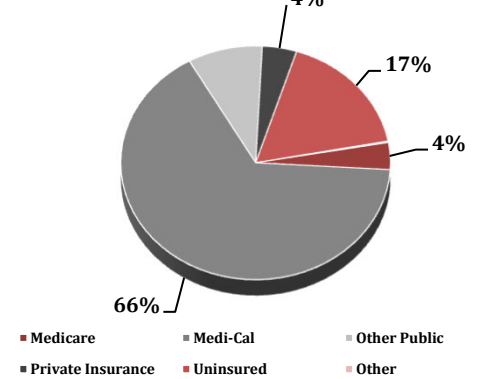
Federal Poverty Level



Services



Payment Source



Services	Provider FTEs	Encounters
Medical*	47.4 60%	112,040 75%
Dental**	11.2 14%	23,689 16%
Mental Health***	6.3 8%	4,941 3%
Other****	13.9 18%	8,465 6%

% of CHCs providing other significant services

Vision Services	27%
Basic Lab Services	73%
Radiology Services	18%
Pharmacy Services	18%
Urgent Care Services	0%
Substance Abuse Services	45%
Women's Health Services	64%

*Physicians; Physician Assistants; Family Nurse Practitioners; Certified Nurse Midwives and Visiting Nurses.
 ***Psychiatrists; Clinical Psychologists; Licensed Clinical Social Workers.
 ****Other providers billable to Medi-Cal.

Revenue and Utilization by Payment Source

Program	Patients**	Encounters
Medicare	1,366 3%	4,942 3%
Medi-Cal	30,744 59%	87,589 59%
Other Public	2,275 4%	11,918 8%
Private Insurance	1,525 3%	5,488 4%
Uninsured Services	15,836 30%	22,752 15%
Covered California	524 1%	1,264 1%
PACE	- 0%	- 0%
Other	119 0%	260 0%
BCCCP**	544 1%	711 0%
CHDP**	1,429 3%	2,047 1%
Family PACT**	7,174 14%	12,164 8%

Gross Patient Revenue (charged)

\$56,109,096

Net Patient Revenue (collected)

\$21,590,956

Other Operating Revenue

Federal Funds	\$ 5,580,592
State Funds	\$ -
County/Local Funds	\$ 833,301
Private	\$ 1,395,073
Donations/Contributions	\$ 174,416
Other	\$ 3,245,149

TOTAL OPERATING REVENUE

\$32,819,487

**Patient counts for Episodic programs (BCCCP, CHDP, Family PACT and Other Episodic Programs) are duplicated. Episodic Programs include Breast Cancer Programs such as the Breast Cancer Early Detection Program (BCCCP) and the Breast and Cervical Cancer Control Program (BCCCP); CHDP = Child Health and Disability Prevention Program; Family PACT = Family Planning Access Care and Treatment Program and other payers covered by a grant.

Because of their philosophy and by necessity, CCHCs have been vigilant about controlling the cost of care, and the untoward effects of deferred or neglected care, by promoting a broad range of preventive health services specifically targeted to the particular needs of their communities and patient populations. The Federal Office of Management and Budget has found the Health Center Program to be one of the ten most effective federal programs and the most effective program under the federal Health and Human Services Agency. Despite enormous challenges, CCHCs have persisted in their mission to serve their local communities.

Profile created by Jeanita Harris, Sr. Data Analyst, CPCA. Data is based on 2019 OSHPD AUR.