



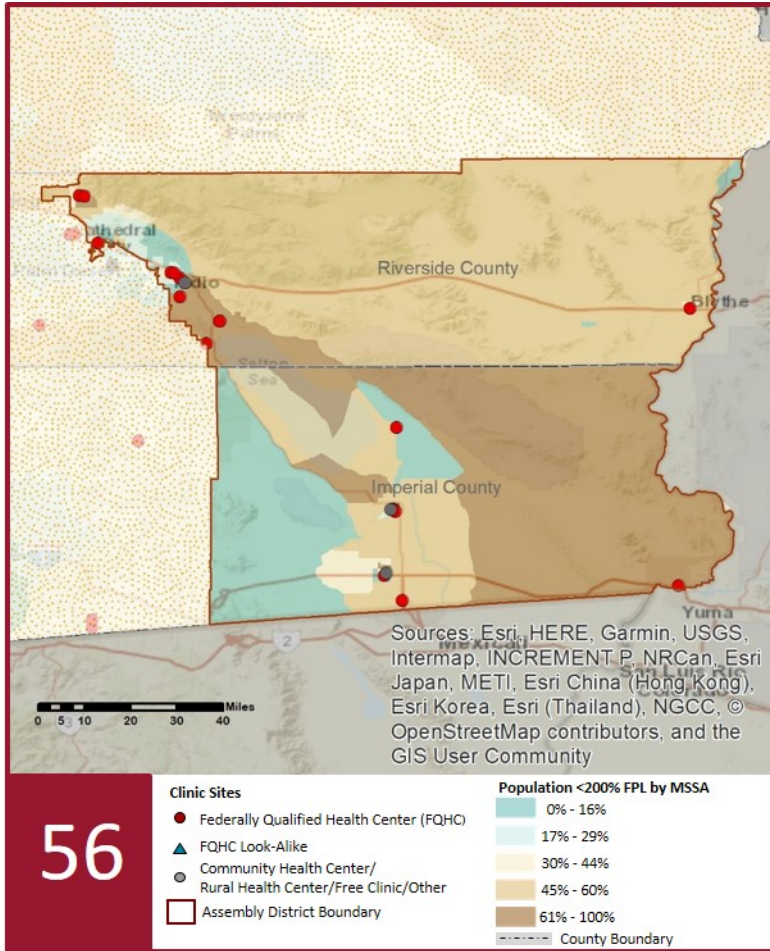
2021 Profile of Community Health Centers Assembly District 56

Assemblymember Eduardo Garcia



The Clinics

Community Health Centers (CHCs) are nonprofit health care practices located in low income and medically underserved areas. CHCs share a common mission to serve everyone who walks through their doors, regardless of their ability to pay. The term CHC include Federally Qualified Health Centers (FQHC), FQHC Look-Alikes, Migrant Health Centers, Rural and Frontier Health Centers, and Free Clinics. CHCs are an essential segment of the safety net. In many California Counties, they provide a significant proportion of comprehensive primary care services to those who are publicly subsidized or uninsured.



Clinic Types

Total Number of CHCs	19
Federally Qualified Health Center Sites (FQHC)	17
FQHC Look-Alike Sites	0
Rural Health Center Sites (95-210 RHC)	2

Demographics

Patients	239,053	
Male	95,357	40%
Female	143,696	60%
19 Years & Under	83,315	35%
Encounters	952,076	

Poverty Level

Under 100%	82,909	35%
100 - 138%	13,506	6%
139 - 200%	10,709	4%
201 - 400%	3,703	2%
Over 400%	2,070	1%
Unknown	126,156	53%

Age

Less than 1 Year	3,194	1%
1 - 4 Years	13,816	6%
5 - 12 Years	36,479	15%
13 - 14 Years	8,636	4%
15 - 19 Years	21,190	9%
20 - 34 Years	54,285	23%
35 - 44 Years	27,822	12%
45 - 64 Years	52,658	22%
More than 65 Years	20,973	9%

Race

White	118,703	50%
Black	8,331	3%
Native American	3,151	1%
Asian/Pacific Islander	6,700	3%
More than one Race	1,728	1%
Other/ Unknown	100,440	42%

Ethnicity

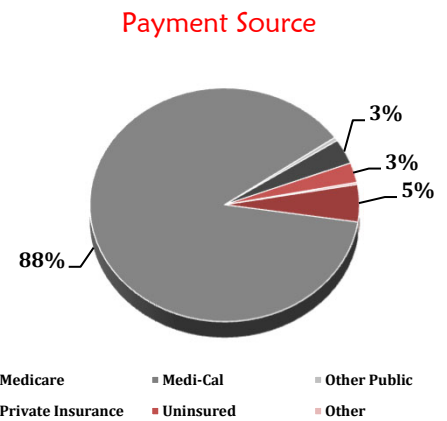
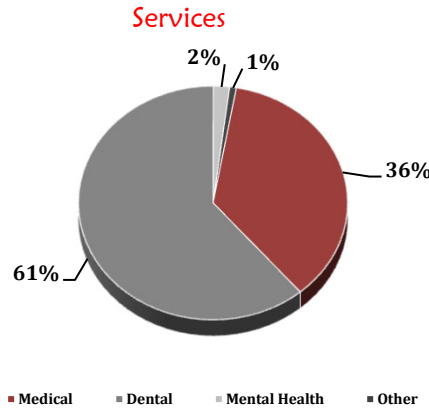
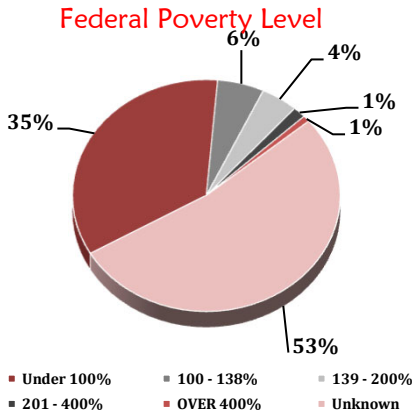
Hispanic	140,998	59%
Non-Hispanic	34,162	14%
Unknown	63,893	27%

Language

Primary Language Not English	46%
------------------------------	-----

2021 Profile of Community Health Centers Assembly District 56

Assemblymember Eduardo Garcia



Services	Provider FTEs	Encounters
Medical*	88.8 70%	342,868 36%
Dental**	19.2 15%	583,065 61%
Mental Health***	12.0 9%	18,523 2%
Other****	6.9 5%	7,620 1%

% of CHCs providing other significant services

Vision Services	0%
Basic Lab Services	84%
Radiology Services	58%
Pharmacy Services	21%
Urgent Care Services	11%
Substance Abuse Services	21%
Women's Health Services	47%

*Physicians; Physician Assistants; Family Nurse Practitioners; Certified Nurse Midwives and Visiting Nurses.
 ***Psychiatrists; Clinical Psychologists; Licensed Clinical Social Workers.
 ****Other providers billable to Medi-Cal.

Revenue and Utilization by Payment Source

Program	Patients**	Encounters
Medicare	9,776 4%	47,900 5%
Medi-Cal	193,597 81%	817,308 86%
Other Public	1,305 1%	4,640 0%
Private Insurance	8,530 4%	32,096 3%
Uninsured Services	23,127 10%	25,459 3%
Covered California	1,706 1%	6,647 1%
PACE	- 0%	- 0%
Other	1,012 0%	2,785 0%
BCCCP**	1,162 0%	2,286 0%
CHDP**	808 0%	2,138 0%
Family PACT**	5,774 2%	10,817 1%

Gross Patient Revenue (charged)

\$370,862,566

Net Patient Revenue (collected)

\$225,817,636

Other Operating Revenue

Federal Funds	\$ 10,012,001
State Funds	\$ 340,428
County/Local Funds	\$ 57,866
Private	\$ 987,424
Donations/Contributions	\$ 70,657
Other	\$ 659,649

TOTAL OPERATING REVENUE

\$237,945,661

**Patient counts for Episodic programs (BCCCP, CHDP, Family PACT and Other Episodic Programs) are duplicated. Episodic Programs include Breast Cancer Programs such as the Breast Cancer Early Detection Program (BCCCP) and the Breast and Cervical Cancer Control Program (BCCCP); CHDP = Child Health and Disability Prevention Program; Family PACT = Family Planning Access Care and Treatment Program and other payers covered by a grant.

Because of their philosophy and by necessity, CCHCs have been vigilant about controlling the cost of care, and the untoward effects of deferred or neglected care, by promoting a broad range of preventive health services specifically targeted to the particular needs of their communities and patient populations. The Federal Office of Management and Budget has found the Health Center Program to be one of the ten most effective federal programs and the most effective program under the federal Health and Human Services Agency. Despite enormous challenges, CCHCs have persisted in their mission to serve their local communities.

Profile created by Jeanita Harris, Sr. Data Analyst, CPCA. Data is based on 2019 OSHPD AUR.