



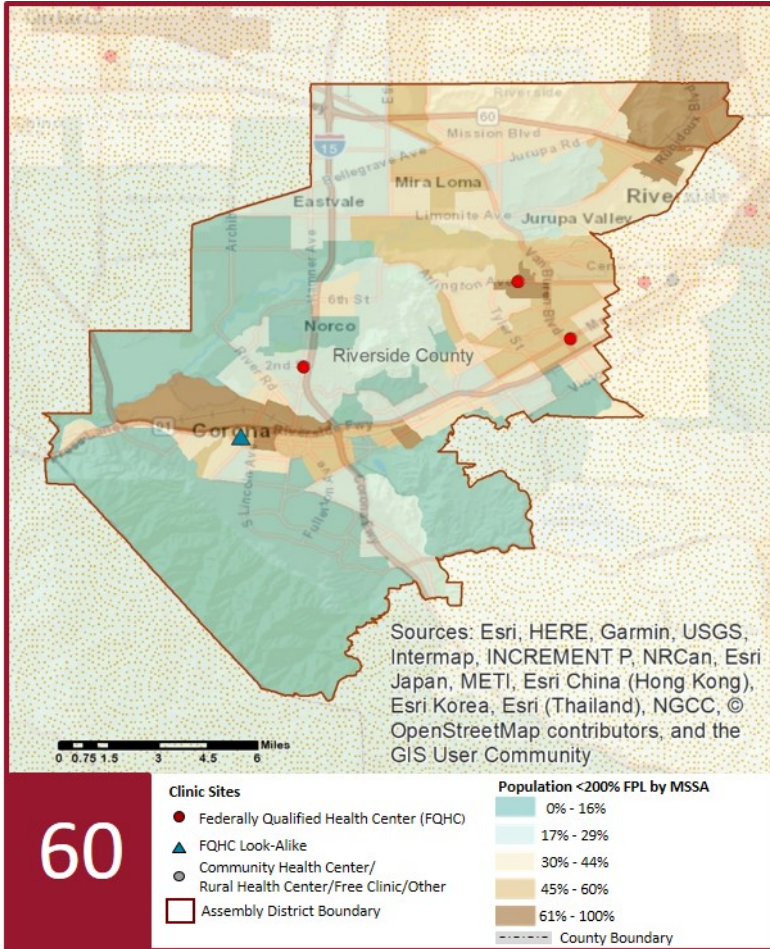
2021 Profile of Community Health Centers Assembly District 60

Assemblymember Sabrina Cervantes



The Clinics

Community Health Centers (CHCs) are nonprofit health care practices located in low income and medically underserved areas. CHCs share a common mission to serve everyone who walks through their doors, regardless of their ability to pay. The term CHC include Federally Qualified Health Centers (FQHC), FQHC Look-Alikes, Migrant Health Centers, Rural and Frontier Health Centers, and Free Clinics. CHCs are an essential segment of the safety net. In many California Counties, they provide a significant proportion of comprehensive primary care services to those who are publicly subsidized or uninsured.



Clinic Types

Total Number of CHCs	4
Federally Qualified Health Center Sites (FQHC)	3
FQHC Look-Alike Sites	1
Rural Health Center Sites (95-210 RHC)	0

Demographics

Patients	24,591	
Male	10,210	42%
Female	14,381	58%
19 Years & Under	7,783	32%
Encounters	103,810	

Poverty Level

Under 100%	14,890	61%
100 - 138%	2,991	12%
139 - 200%	1,176	5%
201 - 400%	486	2%
Over 400%	164	1%
Unknown	4,884	20%

Age

Less than 1 Year	450	2%
1 - 4 Years	1,408	6%
5 - 12 Years	3,201	13%
13 - 14 Years	786	3%
15 - 19 Years	1,938	8%
20 - 34 Years	4,326	18%
35 - 44 Years	4,812	20%
45 - 64 Years	6,137	25%
More than 65 Years	1,533	6%

Race

White	14,315	58%
Black	1,095	4%
Native American	629	3%
Asian/Pacific Islander	1,187	5%
More than one Race	776	3%
Other/ Unknown	6,589	27%

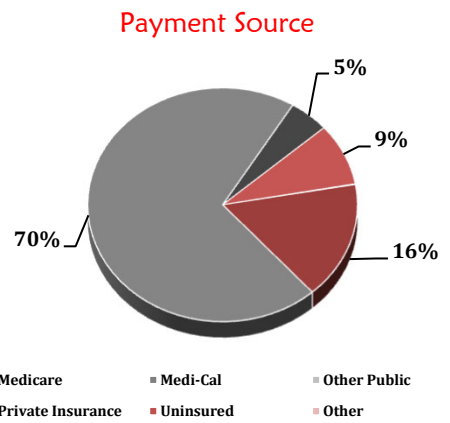
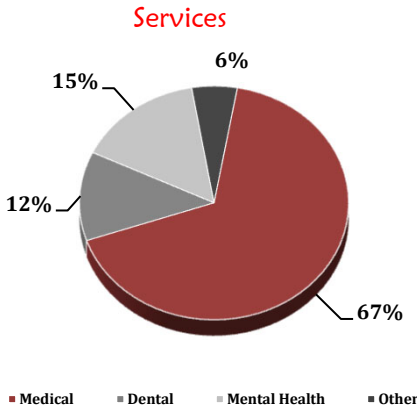
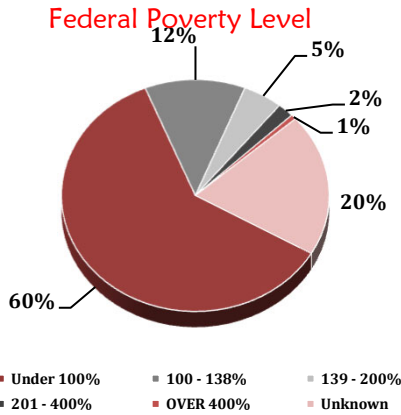
Ethnicity

Hispanic	18,146	74%
Non-Hispanic	4,702	19%
Unknown	1,743	7%
Primary Language Not English	43%	

Language

2021 Profile of Community Health Centers Assembly District 60

Assemblymember Sabrina Cervantes



Services	Provider FTEs	Encounters
Medical*	21.7 59%	69,539 67%
Dental**	4.5 12%	12,787 12%
Mental Health***	7.0 19%	15,827 15%
Other****	3.7 10%	5,657 5%

% of CHCs providing other significant services

Vision Services	25%
Basic Lab Services	100%
Radiology Services	25%
Pharmacy Services	0%
Urgent Care Services	0%
Substance Abuse Services	25%
Women's Health Services	75%

*Physicians; Physician Assistants; Family Nurse Practitioners; Certified Nurse Midwives and Visiting Nurses.
 ***Psychiatrists; Clinical Psychologists; Licensed Clinical Social Workers.
 ****Other providers billable to Medi-Cal.

Revenue and Utilization by Payment Source

Program	Patients**	Encounters
Medicare	2,048 8%	16,463 16%
Medi-Cal	17,805 72%	71,374 69%
Other Public	1 0%	4 0%
Private Insurance	1,431 6%	4,900 5%
Uninsured Services	3,207 13%	8,733 8%
Covered California	37 0%	114 0%
PACE	- 0%	- 0%
Other	62 0%	86 0%
BCCCP**	400 2%	1,075 1%
CHDP**	99 0%	111 0%
Family PACT**	501 2%	950 1%

Gross Patient Revenue (charged)

\$31,848,056

Net Patient Revenue (collected)

\$14,019,100

Other Operating Revenue

Federal Funds	\$ 1,101,038
State Funds	\$ 243,750
County/Local Funds	\$ -
Private	\$ 236,089
Donations/Contributions	\$ 1,980
Other	\$ 166,934

TOTAL OPERATING REVENUE

\$15,768,891

**Patient counts for Episodic programs (BCCCP, CHDP, Family PACT and Other Episodic Programs) are duplicated. Episodic Programs include Breast Cancer Programs such as the Breast Cancer Early Detection Program (BCCCP) and the Breast and Cervical Cancer Control Program (BCCCP); CHDP = Child Health and Disability Prevention Program; Family PACT = Family Planning Access Care and Treatment Program and other payers covered by a grant.

Because of their philosophy and by necessity, CCHCs have been vigilant about controlling the cost of care, and the untoward effects of deferred or neglected care, by promoting a broad range of preventive health services specifically targeted to the particular needs of their communities and patient populations. The Federal Office of Management and Budget has found the Health Center Program to be one of the ten most effective federal programs and the most effective program under the federal Health and Human Services Agency. Despite enormous challenges, CCHCs have persisted in their mission to serve their local communities.

Profile created by Jeanita Harris, Sr. Data Analyst, CPCA. Data is based on 2019 OSHPD AUR.