



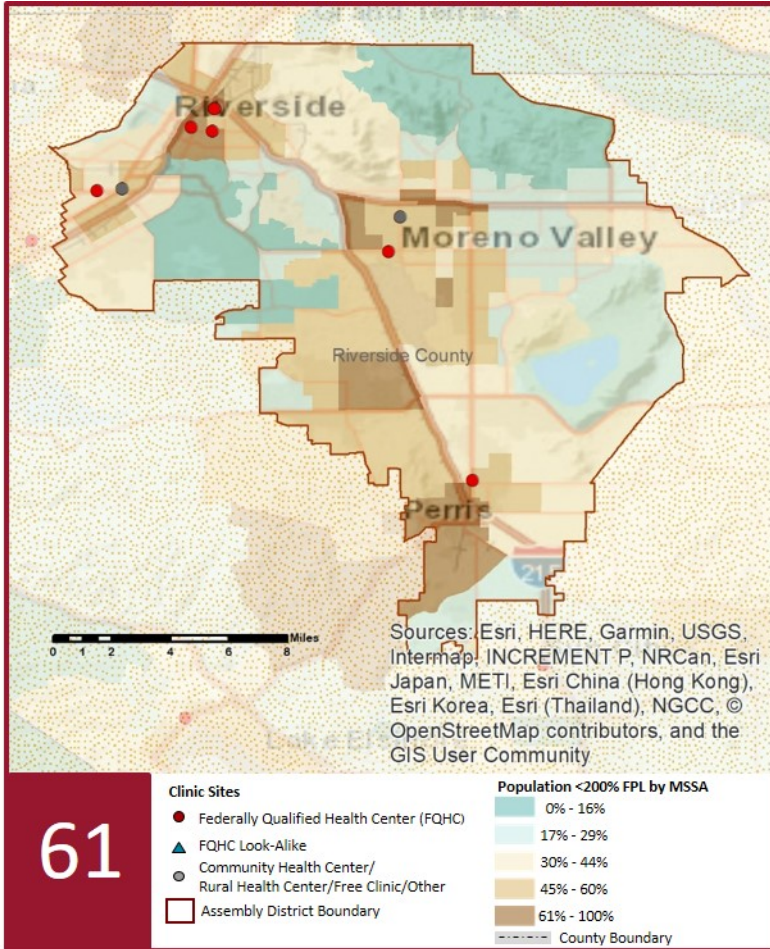
2021 Profile of Community Health Centers Assembly District 61

Assemblymember Jose Medina



The Clinics

Community Health Centers (CHCs) are nonprofit health care practices located in low income and medically underserved areas. CHCs share a common mission to serve everyone who walks through their doors, regardless of their ability to pay. The term CHC include Federally Qualified Health Centers (FQHC), FQHC Look-Alikes, Migrant Health Centers, Rural and Frontier Health Centers, and Free Clinics. CHCs are an essential segment of the safety net. In many California Counties, they provide a significant proportion of comprehensive primary care services to those who are publicly subsidized or uninsured.



Clinic Types

Total Number of CHCs	9
Federally Qualified Health Center Sites (FQHC)	7
FQHC Look-Alike Sites	0
Rural Health Center Sites (95-210 RHC)	2

Demographics

Patients	61,442	
Male	15,330	25%
Female	46,112	75%
19 Years & Under	14,985	24%
Encounters	153,297	

Poverty Level

Under 100%	33,373	54%
100 - 138%	5,326	9%
139 - 200%	5,845	10%
201 - 400%	1,425	2%
Over 400%	1,471	2%
Unknown	14,002	23%

Age

Less than 1 Year	397	1%
1 - 4 Years	1,829	3%
5 - 12 Years	5,369	9%
13 - 14 Years	1,103	2%
15 - 19 Years	6,287	10%
20 - 34 Years	31,341	51%
35 - 44 Years	7,332	12%
45 - 64 Years	6,350	10%
More than 65 Years	1,434	2%

Race

White	1,904	3%
Hispanic	36,779	60%
Black	6,779	11%
Native American	629	1%
Asian/Pacific Islander	2,220	4%
More than one Race	714	1%
Other/ Unknown	12,417	20%

Ethnicity

Hispanic	36,779	60%
Non-Hispanic	19,191	31%
Unknown	5,472	9%

Language

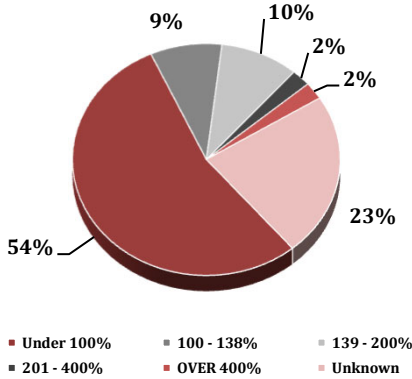
Primary Language Not English	17%
------------------------------	-----

2021 Profile of Community Health Centers Assembly District 61

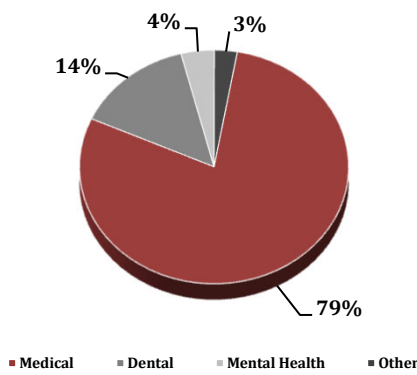
Assemblymember Jose Medina



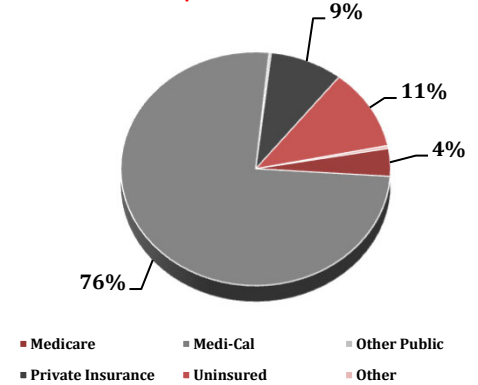
Federal Poverty Level



Services



Payment Source



Services	Provider FTEs	Encounters
Medical*	31.7 70%	121,051 79%
Dental**	7.5 17%	21,923 14%
Mental Health***	3.4 8%	6,118 4%
Other****	2.4 5%	4,205 3%

% of CHCs providing other significant services

Vision Services	11%
Basic Lab Services	67%
Radiology Services	11%
Pharmacy Services	33%
Urgent Care Services	0%
Substance Abuse Services	11%
Women's Health Services	44%

*Physicians; Physician Assistants; Family Nurse Practitioners; Certified Nurse Midwives and Visiting Nurses.
 **Psychiatrists; Clinical Psychologists; Licensed Clinical Social Workers.
 ****Other providers billable to Medi-Cal.

Revenue and Utilization by Payment Source

Program	Patients**	Encounters
Medicare	1,087 2%	4,871 3%
Medi-Cal	34,940 57%	96,381 63%
Other Public	- 0%	330 0%
Private Insurance	5,570 9%	11,176 7%
Uninsured Services	19,557 32%	14,287 9%
Covered California	138 0%	320 0%
PACE	- 0%	- 0%
Other	150 0%	525 0%
BCCCP**	227 0%	530 0%
CHDP**	- 0%	- 0%
Family PACT**	8,707 14%	24,877 16%

Gross Patient Revenue (charged)

\$47,329,933

Net Patient Revenue (collected)

\$31,176,072

Other Operating Revenue

Federal Funds	\$ 2,802,388
State Funds	\$ 60,062
County/Local Funds	\$ 89,059
Private	\$ 760,020
Donations/Contributions	\$ 28,923
Other	\$ 744,531

TOTAL OPERATING REVENUE

\$35,661,055

**Patient counts for Episodic programs (BCCCP, CHDP, Family PACT and Other Episodic Programs) are duplicated. Episodic Programs include Breast Cancer Programs such as the Breast Cancer Early Detection Program (BCCCP) and the Breast and Cervical Cancer Control Program (BCCCP); CHDP = Child Health and Disability Prevention Program; Family PACT = Family Planning Access Care and Treatment Program and other payers covered by a grant.

Because of their philosophy and by necessity, CCHCs have been vigilant about controlling the cost of care, and the untoward effects of deferred or neglected care, by promoting a broad range of preventive health services specifically targeted to the particular needs of their communities and patient populations. The Federal Office of Management and Budget has found the Health Center Program to be one of the ten most effective federal programs and the most effective program under the federal Health and Human Services Agency. Despite enormous challenges, CCHCs have persisted in their mission to serve their local communities.

Profile created by Jeanita Harris, Sr. Data Analyst, CPCA. Data is based on 2019 OSHPD AUR.