



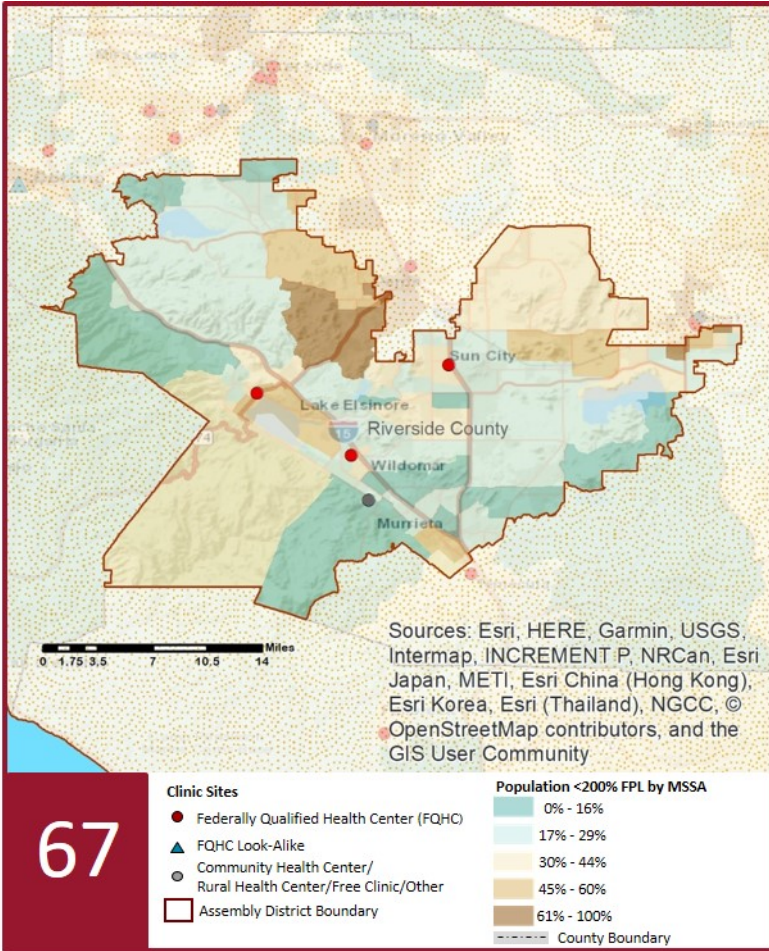
2021 Profile of Community Health Centers Assembly District 67

Assemblymember Kelly Seyarto



The Clinics

Community Health Centers (CHCs) are nonprofit health care practices located in low income and medically underserved areas. CHCs share a common mission to serve everyone who walks through their doors, regardless of their ability to pay. The term CHC include Federally Qualified Health Centers (FQHC), FQHC Look-Alikes, Migrant Health Centers, Rural and Frontier Health Centers, and Free Clinics. CHCs are an essential segment of the safety net. In many California Counties, they provide a significant proportion of comprehensive primary care services to those who are publicly subsidized or uninsured.



Clinic Types

Total Number of CHCs	3
Federally Qualified Health Center Sites (FQHC)	3
FQHC Look-Alike Sites	0
Rural Health Center Sites (95-210 RHC)	0

Demographics

Patients	9,965	
Male	3,719	37%
Female	6,246	63%
19 Years & Under	3,864	39%
Encounters	35,208	

Poverty Level

Under 100%	5,362	54%
100 - 138%	1,108	11%
139 - 200%	772	8%
201 - 400%	328	3%
Over 400%	84	1%
Unknown	2,311	23%

Age

Less than 1 Year	211	2%
1 - 4 Years	781	8%
5 - 12 Years	1,863	19%
13 - 14 Years	293	3%
15 - 19 Years	716	7%
20 - 34 Years	2,313	23%
35 - 44 Years	1,293	13%
45 - 64 Years	2,104	21%
More than 65 Years	391	4%

Race

White	3,816	38%
Hispanic	3,048	31%
Black	455	5%
Native American	53	1%
Asian/Pacific Islander	288	3%
More than one Race	284	3%
Other/ Unknown	2,021	20%

Ethnicity

Hispanic	3,048	31%
Non-Hispanic	5,673	57%
Unknown	1,244	12%
Primary Language Not English	9%	

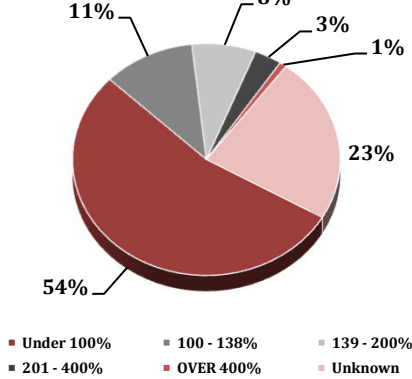
Language

2021 Profile of Community Health Centers Assembly District 67

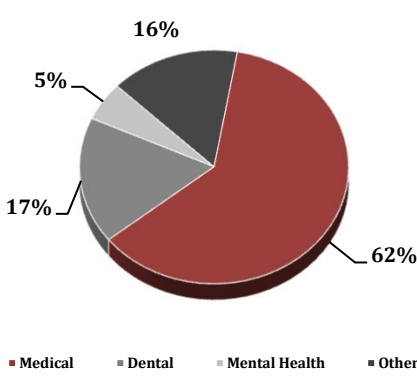
Assemblymember Kelly Seyarto



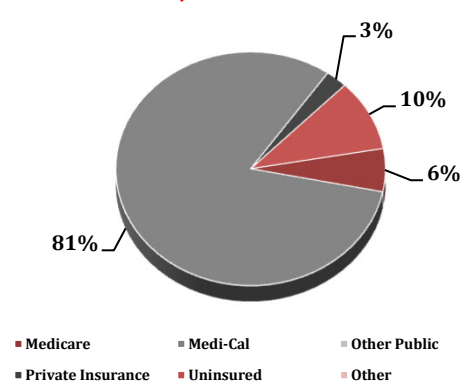
Federal Poverty Level



Services



Payment Source



Services	Provider FTEs	Encounters
Medical*	5.9 47%	21,657 62%
Dental**	2.7 21%	6,163 18%
Mental Health***	1.6 13%	1,894 5%
Other****	2.5 19%	5,494 16%

% of CHCs providing other significant services

Vision Services	0%
Basic Lab Services	0%
Radiology Services	0%
Pharmacy Services	0%
Urgent Care Services	0%
Substance Abuse Services	0%
Women's Health Services	67%

*Physicians; Physician Assistants; Family Nurse Practitioners; Certified Nurse Midwives and Visiting Nurses.
 ***Psychiatrists; Clinical Psychologists; Licensed Clinical Social Workers.
 ****Other providers billable to Medi-Cal.

Revenue and Utilization by Payment Source

Program	Patients**	Encounters
Medicare	400 4%	2,019 6%
Medi-Cal	7,045 71%	27,674 79%
Other Public	1 0%	1 0%
Private Insurance	269 3%	889 3%
Uninsured Services	2,174 22%	3,365 10%
Covered California	76 1%	289 1%
PACE	- 0%	- 0%
Other	- 0%	- 0%
BCCCP**	198 2%	359 1%
CHDP**	19 0%	220 1%
Family PACT**	201 2%	392 1%

Gross Patient Revenue (charged)

\$7,925,414

Net Patient Revenue (collected)

\$6,415,961

Other Operating Revenue

Federal Funds	\$ 860,741
State Funds	\$ 156,431
County/Local Funds	\$ 16,410
Private	\$ 50,306
Donations/Contributions	\$ -
Other	\$ -

TOTAL OPERATING REVENUE

\$7,499,849

**Patient counts for Episodic programs (BCCCP, CHDP, Family PACT and Other Episodic Programs) are duplicated. Episodic Programs include Breast Cancer Programs such as the Breast Cancer Early Detection Program (BCCCP) and the Breast and Cervical Cancer Control Program (BCCCP); CHDP = Child Health and Disability Prevention Program; Family PACT = Family Planning Access Care and Treatment Program and other payers covered by a grant.

Because of their philosophy and by necessity, CCHCs have been vigilant about controlling the cost of care, and the untoward effects of deferred or neglected care, by promoting a broad range of preventive health services specifically targeted to the particular needs of their communities and patient populations. The Federal Office of Management and Budget has found the Health Center Program to be one of the ten most effective federal programs and the most effective program under the federal Health and Human Services Agency. Despite enormous challenges, CCHCs have persisted in their mission to serve their local communities.

Profile created by Jeanita Harris, Sr. Data Analyst, CPCA. Data is based on 2019 OSHPD AUR.