



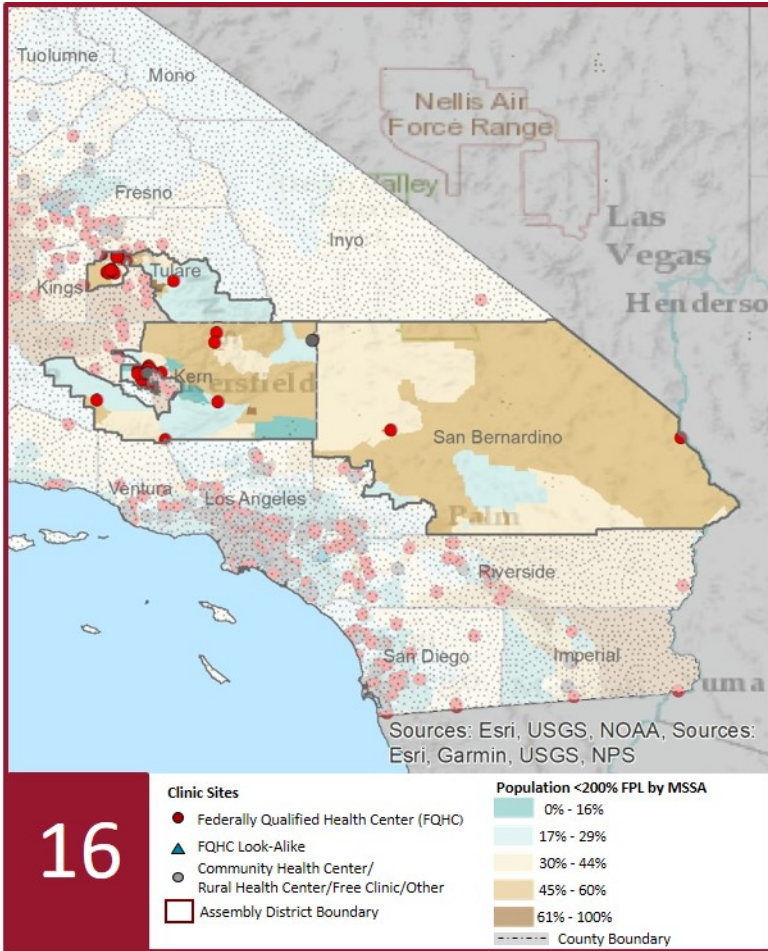
2021 Profile of Community Health Centers Senate District 16

Senator Shannon Grove



The Clinics

Community Health Centers (CHCs) are nonprofit health care practices located in low income and medically underserved areas. CHCs share a common mission to serve everyone who walks through their doors, regardless of their ability to pay. The term CHC include Federally Qualified Health Centers (FQHC), FQHC Look-Alikes, Migrant Health Centers, Rural and Frontier Health Centers, and Free Clinics. CHCs are an essential segment of the safety net. In many California Counties, they provide a significant proportion of comprehensive primary care services to those who are publicly subsidized or uninsured.



Clinic Types

Total Number of CHCs	40
Federally Qualified Health Center Sites (FQHC)	38
FQHC Look-Alike Sites	0
Rural Health Center Sites (95-210 RHC)	2

Demographics

Patients	347,535	
Male	134,388	39%
Female	213,147	61%
19 Years & Under	126,421	36%
Encounters	991,284	

Poverty Level

Under 100%	211,861	61%
100 - 138%	35,737	10%
139 - 200%	22,280	6%
201 - 400%	7,327	2%
Over 400%	9,142	3%
Unknown	61,188	18%

Age

Less than 1 Year	10,796	3%
1 - 4 Years	27,182	8%
5 - 12 Years	47,395	14%
13 - 14 Years	11,488	3%
15 - 19 Years	29,560	9%
20 - 34 Years	85,441	25%
35 - 44 Years	41,723	12%
45 - 64 Years	70,871	20%
More than 65 Years	23,079	7%

Race

White	62,036	18%
Hispanic	193,295	56%
Black	16,572	5%
Native American	1,864	1%
Asian/Pacific Islander	12,421	4%
More than one Race	3,187	1%
Other/ Unknown	58,160	17%

Ethnicity

Hispanic	193,295	56%
Non-Hispanic	147,956	43%
Unknown	6,284	2%

Language

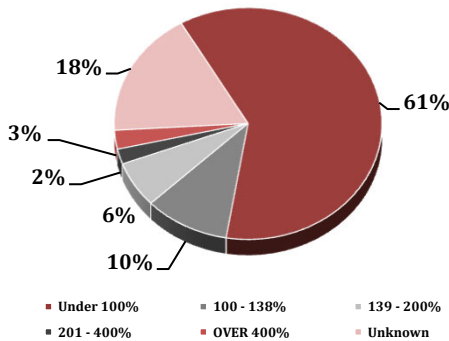
Primary Language Not English	21%
------------------------------	-----

2021 Profile of Community Health Centers Senate District 16

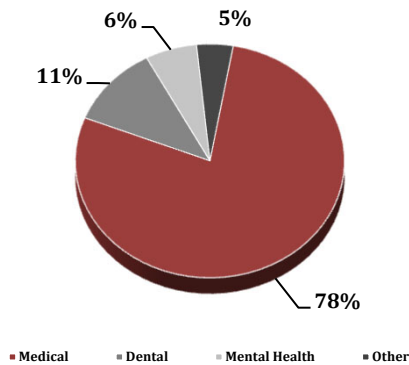
Senator Shannon Grove



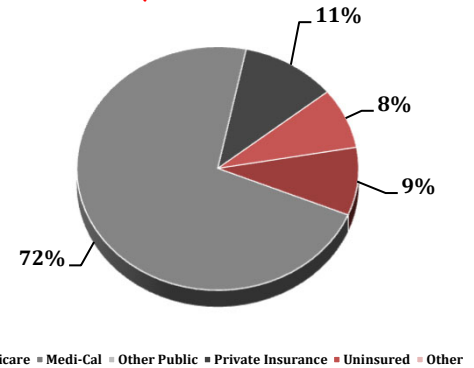
Federal Poverty Level



Services



Payment Source



Services	Provider FTEs	Encounters
Medical*	189.7 74%	775,334 78%
Dental**	31.8 12%	111,133 11%
Mental Health***	17.9 7%	61,402 6%
Other****	16.9 7%	43,415 4%

% of CHCs providing other significant services

Vision Services	15%
Basic Lab Services	63%
Radiology Services	18%
Pharmacy Services	13%
Urgent Care Services	18%
Substance Abuse Services	23%
Women's Health Services	65%

*Physicians; Physician Assistants; Family Nurse Practitioners; Certified Nurse Midwives and Visiting Nurses.
 **Psychiatrists; Clinical Psychologists; Licensed Clinical Social Workers.
 ****Other providers billable to Medi-Cal.

Revenue and Utilization by Payment Source

Program	Patients**	Encounters
Medicare	23,309 7%	86,435 9%
Medi-Cal	236,251 68%	689,423 70%
Other Public	- 0%	8 0%
Private Insurance	37,102 11%	104,788 11%
Uninsured Services	48,501 14%	76,965 8%
Covered California	2,352 1%	6,295 1%
PACE	- 0%	- 0%
Other	20 0%	31 0%
BCCCP**	2,335 1%	3,168 0%
CHDP**	5,375 2%	10,982 1%
Family PACT**	7,734 2%	13,189 1%

Gross Patient Revenue (charged)

\$273,037,628

Net Patient Revenue (collected)

\$154,969,006

Other Operating Revenue

Federal Funds	\$27,504,825
State Funds	\$ 1,007,108
County/Local Funds	\$ 498,524
Private	\$ 394,211
Donations/Contributions	\$ 92,493
Other	\$ 1,209,785

TOTAL OPERATING REVENUE

\$185,675,952

**Patient counts for Episodic programs (BCCCP, CHDP, Family PACT and Other Episodic Programs) are duplicated. Episodic Programs include Breast Cancer Programs such as the Breast Cancer Early Detection Program (BCCCP) and the Breast and Cervical Cancer Control Program (BCCCP); CHDP = Child Health and Disability Prevention Program; Family PACT = Family Planning Access Care and Treatment Program and other payers covered by a grant.

Because of their philosophy and by necessity, CCHCs have been vigilant about controlling the cost of care, and the untoward effects of deferred or neglected care, by promoting a broad range of preventive health services specifically targeted to the particular needs of their communities and patient populations. The Federal Office of Management and Budget has found the Health Center Program to be one of the ten most effective federal programs and the most effective program under the federal Health and Human Services Agency. Despite enormous challenges, CCHCs have persisted in their mission to serve their local communities.

Profile created by Jeanita Harris, Sr. Data Analyst, CPCA. Data is based on 2019 OSHPD AUR.