



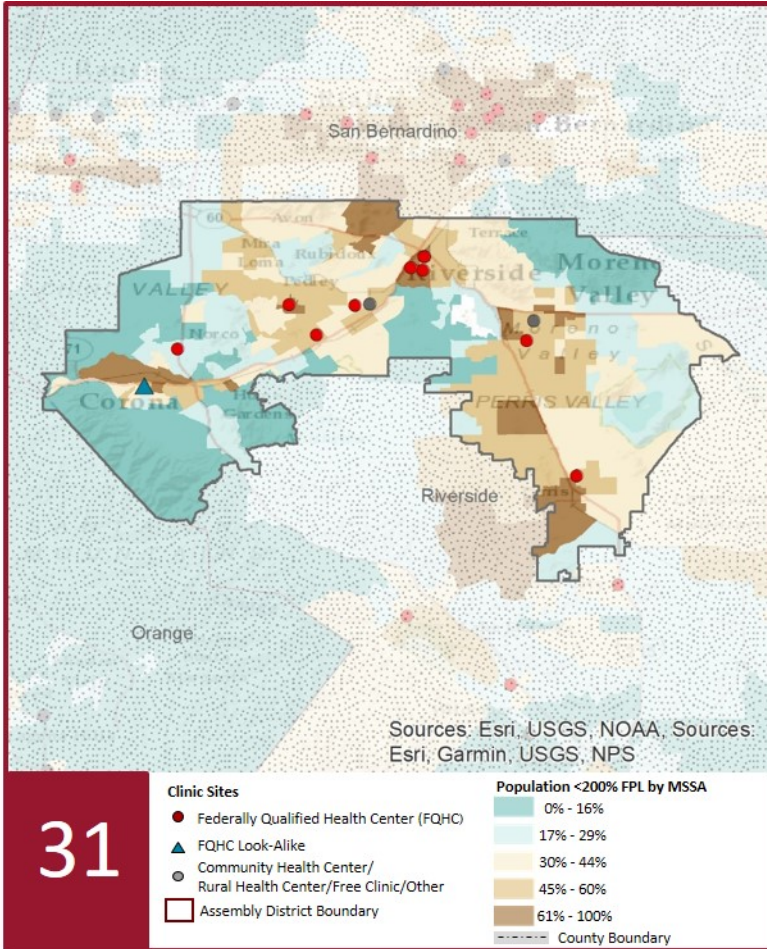
# 2021 Profile of Community Health Centers Senate District 31

Senator Richard Roth



## The Clinics

Community Health Centers (CHCs) are nonprofit health care practices located in low income and medically underserved areas. CHCs share a common mission to serve everyone who walks through their doors, regardless of their ability to pay. The term CHC include Federally Qualified Health Centers (FQHC), FQHC Look-Alikes, Migrant Health Centers, Rural and Frontier Health Centers, and Free Clinics. CHCs are an essential segment of the safety net. In many California Counties, they provide a significant proportion of comprehensive primary care services to those who are publicly subsidized or uninsured.



### Clinic Types

Total Number of CHCs	13
Federally Qualified Health Center Sites (FQHC)	10
FQHC Look-Alike Sites	1
Rural Health Center Sites (95-210 RHC)	0

### Demographics

Patients	86,033	
Male	25,540	30%
Female	60,493	70%
19 Years & Under	22,768	26%
Encounters	257,107	

### Poverty Level

Under 100%	48,263	56%
100 - 138%	8,317	10%
139 - 200%	7,021	8%
201 - 400%	1,911	2%
Over 400%	1,635	2%
Unknown	18,886	22%

### Age

Less than 1 Year	847	1%
1 - 4 Years	3,237	4%
5 - 12 Years	8,570	10%
13 - 14 Years	1,889	2%
15 - 19 Years	8,225	10%
20 - 34 Years	35,667	41%
35 - 44 Years	12,144	14%
45 - 64 Years	12,487	15%
More than 65 Years	2,967	3%

31

### Race

White	52,998	62%
Black	7,874	9%
Native American	1,258	1%
Asian/Pacific Islander	3,407	4%
More than one Race	1,490	2%
Other/ Unknown	19,006	22%

### Ethnicity

Hispanic	54,925	64%
Non-Hispanic	23,893	28%
Unknown	7,215	8%

### Language

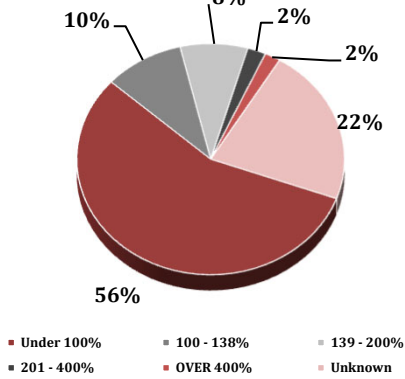
Primary Language Not English	24%
------------------------------	-----

# 2021 Profile of Community Health Centers Senate District 31

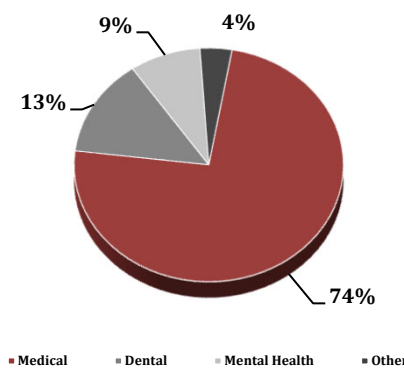
Senator Richard Roth



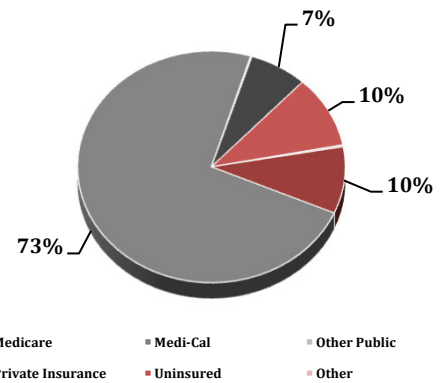
Federal Poverty Level



Services



Payment Source



Services	Provider FTEs	Encounters
Medical*	53.5 65%	190,590 74%
Dental**	11.9 15%	34,710 14%
Mental Health***	10.4 13%	21,945 9%
Other****	6.1 7%	9,862 4%

% of CHCs providing other significant services

Vision Services	15%
Basic Lab Services	77%
Radiology Services	15%
Pharmacy Services	23%
Urgent Care Services	0%
Substance Abuse Services	15%
Women's Health Services	54%

\*Physicians; Physician Assistants; Family Nurse Practitioners; Certified Nurse Midwives and Visiting Nurses.  
 \*\*Psychiatrists; Clinical Psychologists; Licensed Clinical Social Workers.  
 \*\*\*\*Other providers billable to Medi-Cal.

Revenue and Utilization by Payment Source

Program	Patients**	Encounters
Medicare	3,135 4%	21,334 8%
Medi-Cal	52,745 61%	167,755 65%
Other Public	1 0%	334 0%
Private Insurance	7,001 8%	16,076 6%
Uninsured Services	22,764 26%	23,020 9%
Covered California	175 0%	434 0%
PACE	- 0%	- 0%
Other	212 0%	611 0%
BCCCP**	627 1%	1,605 1%
CHDP**	99 0%	111 0%
Family PACT**	9,208 11%	25,827 10%

Gross Patient Revenue (charged)

\$79,177,989

Net Patient Revenue (collected)

\$45,195,172

Other Operating Revenue

Federal Funds	\$ 3,903,426
State Funds	\$ 303,812
County/Local Funds	\$ 89,059
Private	\$ 996,109
Donations/Contributions	\$ 30,903
Other	\$ 911,465

TOTAL OPERATING REVENUE

\$51,429,946

\*\*Patient counts for Episodic programs (BCCCP, CHDP, Family PACT and Other Episodic Programs) are duplicated. Episodic Programs include Breast Cancer Programs such as the Breast Cancer Early Detection Program (BCCCP) and the Breast and Cervical Cancer Control Program (BCCCP); CHDP = Child Health and Disability Prevention Program; Family PACT = Family Planning Access Care and Treatment Program and other payers covered by a grant.

Because of their philosophy and by necessity, CCHCs have been vigilant about controlling the cost of care, and the untoward effects of deferred or neglected care, by promoting a broad range of preventive health services specifically targeted to the particular needs of their communities and patient populations. The Federal Office of Management and Budget has found the Health Center Program to be one of the ten most effective federal programs and the most effective program under the federal Health and Human Services Agency. Despite enormous challenges, CCHCs have persisted in their mission to serve their local communities.

Profile created by Jeanita Harris, Sr. Data Analyst, CPCA. Data is based on 2019 OSHPD AUR.