2022 Profile of Community Health Centers
Congressional District 31

Representative Pete Aguilar

The Clinics

Community Health Centers (CHCs) are nonprofit health care practices located in low income and medically underserved areas. CHCs share a common mission to serve everyone who walks through their doors, regardless of their ability to pay. The term CHC include Federally Qualified Health Centers (FQHC), FQHC Look-Alikes, Migrant Health Centers, Rural and Frontier Health Centers, and Free Clinics. CHCs are an essential segment of the safety net. In many California Counties, they provide a significant proportion of comprehensive primary care services to those who are publicly subsidized or uninsured.

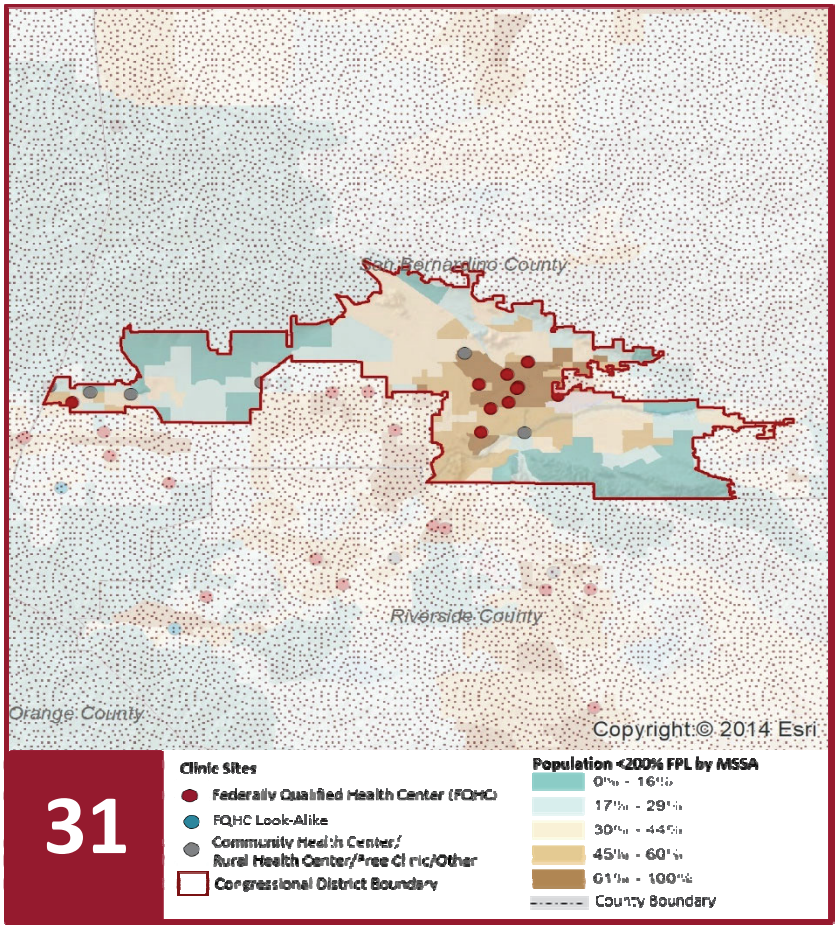

Clinic Types

Total Number of CHCs	15
FQHC Sites	11
FQHC Look-Alike Sites	0
Rural Health Center Sites (95-210 RHC)	0

Demographics

Patients	119,537	
Male	39,932	33%
Female	79,605	67%
19 Yrs & Under	36,288	30%
Encounters	334,613	

Poverty Level

Under 100%	44,140	37%
100 - 138%	9,444	8%
139 - 200%	4,918	4%
201 - 400%	1,953	2%
Over 400%	403	0%
Unknown	58,679	49%

Race

White (non-hispanic)	65,007	54%
Black	12,848	11%
Native American	2,977	2%
Asian/Pacific Islander	3,294	3%
More than one Race	4,659	4%
Other/ Unknown	30,752	26%

Ethnicity

Hispanic	69,867	58%
Non-Hispanic	30,190	25%
Unknown	19,480	16%

AG/Migratory Workers

Patients	6,227	5%
Encounters	23,161	7%

Age

Under 1 Year	3,532	3%
1 - 4 Years	7,679	6%
5 - 12 Years	11,958	10%
13 - 14 Years	2,990	3%
15 - 19 Years	10,129	8%
20 - 34 Years	41,938	35%
35 - 44 Years	14,824	12%
45 - 64 Years	21,678	18%
Over 65 Years	4,809	4%

Language

Primary Language Not English	18%

californiahealth+ advocates
ADVANCING THE MISSION OF COMMUNITY HEALTH CENTERS

(916) 503-9130
healthplusadvocates.org
1231 I Street, Suite 400, Sacramento, CA 95814

2022 Profile of Community Health Centers
Congressional District 31

Representative Pete Aguilar

Federal Poverty Level

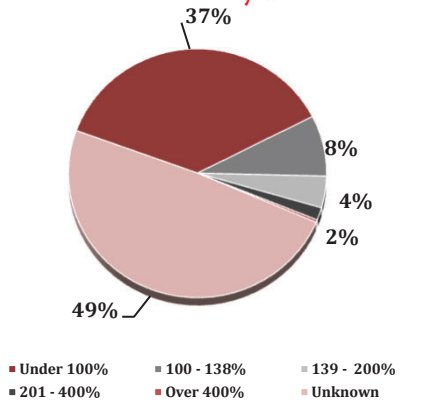

Services

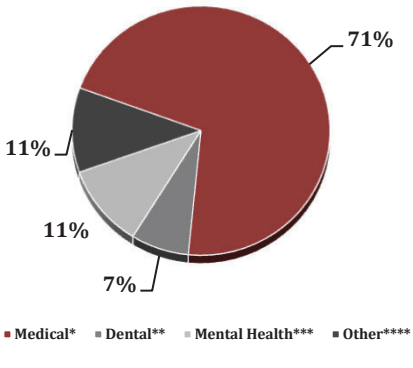

Payment Source

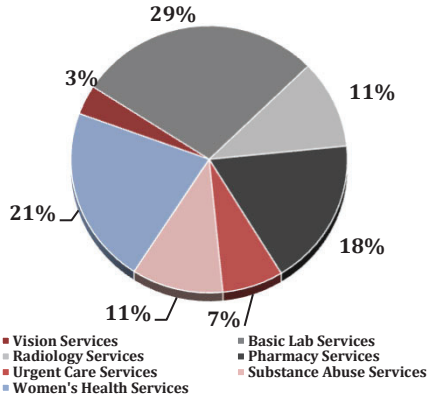

Services	Provider FTEs		Encounters	
Medical*	93.63	71%	283,983	85%
Dental**	9.58	7%	11,598	3%
Mental Health***	14.14	11%	25,538	8%
Other****	14.48	11%	13,494	4%

*Physicians; Physician Assistants; Family Nurse Practitioners; Certified Nurse Midwives and Visiting Nurses. ***Psychiatrists; Clinical Psychologists; Licensed Clinical Social Workers. ****Other providers billable to Medi-Cal and other CPSP providers not listed.

% of CHCs providing other significant services

Vision Services	7%
Basic Lab Services	53%
Radiology Services	20%
Pharmacy Services	33%
Urgent Care Services	13%
Substance Abuse Services	20%
Women's Health Services	40%

Revenue and Utilization by Payment Source

Program	Patients**		Encounters	
Medicare	5,736	5%	26,132	8%
Medi-Cal	89,270	75%	254,155	76%
Other Public	-	0%	-	0%
Private Insurance	2,853	2%	7,328	2%
Uninsured Services	20,629	17%	23,039	7%
Covered California	324	0%	1,512	0%
PACE	-	0%		0%
Other	725	1%	1,865	1%
BCCCP**	168	0%	26,132	8%
CHDP**	1,617	1%	1,867	1%
Family PACT**	10,290	9%	18,331	5%

Gross Patient Revenue (charged)

$130,088,777

Net Patient Revenue (collected)

$81,938,072

Other Operating Revenue

Federal Funds	$	21,025,753
State Funds	$	399,613
County/Local Funds	$	2,411,926
Private	$	2,959,292
Donations/Contributions	$	123,822
Other	$	6,504,884

TOTAL OPERATING REVENUE

$33,425,290

**Patient counts for Episodic programs (BCCCP, CHDP, Family PACT and Other Episodic Progrms) are duplicated. Episodic Programs include Breast Cancer Programs such as the Breast Cancer Early Detection Program (BCCCP) and the Breast and Cervical Cancer Control Program (BCCCP); CHDP = Child Health and Disability Prevention Program; Family PACT = Family Planning Access Care and Treatment Program and other payers covered by a grant.

Because of their philosophy and by necessity, CCHCs have been vigilant about controlling the cost of care, and the untoward effects of deferred or neglected care, by promoting a broad range of preventive health services specifically targeted to the particular needs of their communities and patient populations. The Federal Office of Management and Budget has found the Health Center Program to be one of the ten most effective federal programs and the most effective program under the federal Health and Human Services Agency. Despite enormous challenges, CCHCs have persisted in their mission to serve their local communities.

Data Source is California Department of Health Care Access and Information (HCAI) 2020 Annual Utilization Report (AUR). Report prepared by the CPCA Data Team.

california health+ advocates
ADVANCING THE MISSION OF COMMUNITY HEALTH CENTERS

(916) 503-9130
healthplusadvocates.org
1231 I Street, Suite 400, Sacramento, CA 95814