



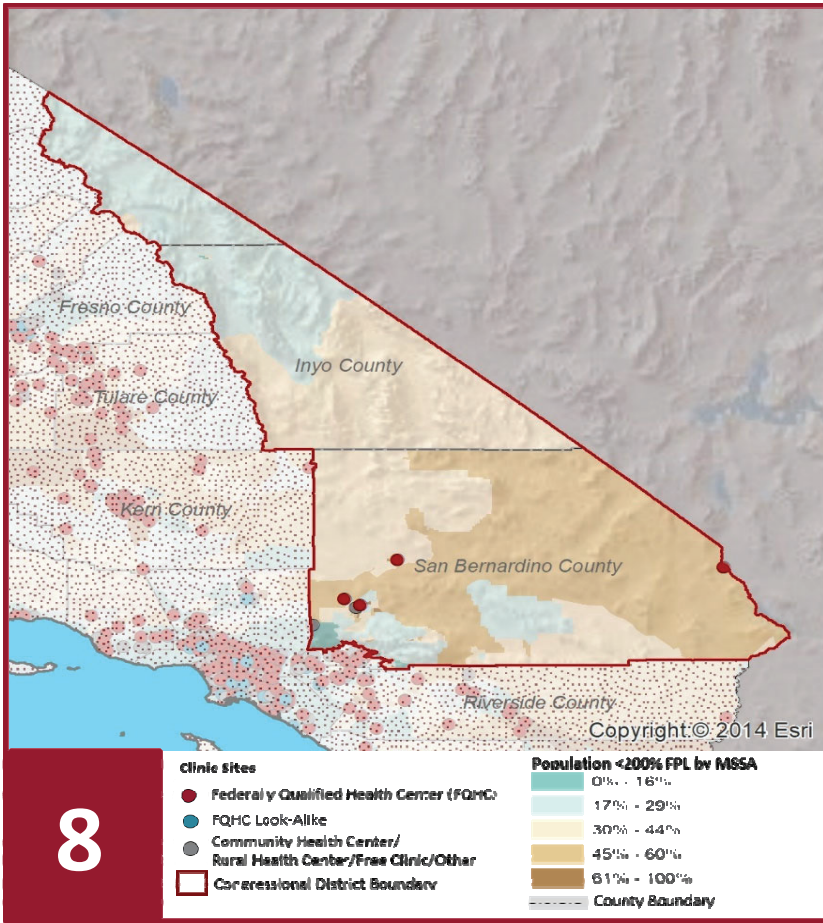
# 2022 Profile of Community Health Centers Congressional District 8

Representative Jay Obernolte



## The Clinics

Community Health Centers (CHCs) are nonprofit health care practices located in low income and medically underserved areas. CHCs share a common mission to serve everyone who walks through their doors, regardless of their ability to pay. The term CHC include Federally Qualified Health Centers (FQHC), FQHC Look-Alikes, Migrant Health Centers, Rural and Frontier Health Centers, and Free Clinics. CHCs are an essential segment of the safety net. In many California Counties, they provide a significant proportion of comprehensive primary care services to those who are publicly subsidized or uninsured.



### Clinic Types

Total Number of CHCs	6
FQHC Sites	4
FQHC Look-Alike Sites	0
Rural Health Center Sites (95-210 RHC)	0

### Demographics

Patients	24,203	
Male	7,725	32%
Female	16,478	68%
19 Yrs & Under	3,809	16%
Encounters	60,014	

### Poverty Level

Under 100%	11,066	46%
100 - 138%	1,334	6%
139 - 200%	866	4%
201 - 400%	740	3%
Over 400%	2	0%
Unknown	10,195	42%

### Age

Under 1 Year	160	1%
1 - 4 Years	362	1%
5 - 12 Years	746	3%
13 - 14 Years	254	1%
15 - 19 Years	2,287	9%
20 - 34 Years	11,404	47%
35 - 44 Years	3,054	13%
45 - 64 Years	4,780	20%
Over 65 Years	1,156	5%

### Race

White (non-hispanic)	14,795	61%
Black	3,125	13%
Native American	890	4%
Asian/Pacific Islander	248	1%
More than one Race	892	4%
Other/ Unknown	4,253	18%

### Ethnicity

Hispanic	10,462	43%
Non-Hispanic	11,008	45%
Unknown	2,733	11%
<b>AG/Migratory Workers</b>		
Patients	3	0%
Encounters	3	0%

### Language

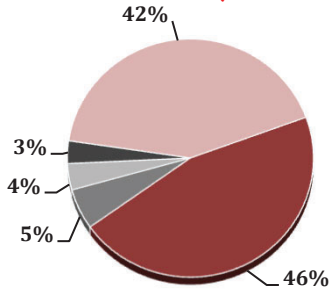
Primary Language Not English	14%
------------------------------	-----

# 2022 Profile of Community Health Centers Congressional District 8

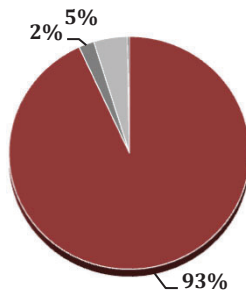
Representative Jay Obernolte



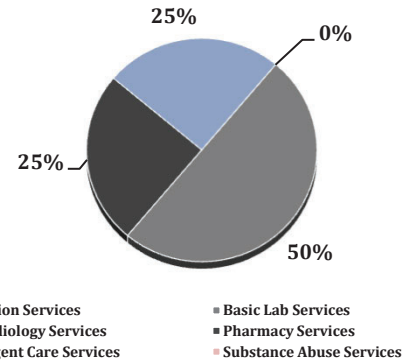
Federal Poverty Level



Services



Payment Source



■ Under 100% ■ 100 - 138% ■ 139 - 200%  
■ 201 - 400% ■ Over 400% ■ Unknown

■ Medical\* ■ Dental\*\* ■ Mental Health\*\*\* ■ Other\*\*\*\*

■ Vision Services ■ Basic Lab Services  
■ Radiology Services ■ Pharmacy Services  
■ Urgent Care Services ■ Substance Abuse Services

Services	Provider FTEs	Encounters
Medical*	15.36	55,714
Dental**	0.34	103
Mental Health***	0.75	2,492
Other****	0.04	1,705

% of CHCs providing other significant services

Vision Services	0%
Basic Lab Services	33%
Radiology Services	0%
Pharmacy Services	17%
Urgent Care Services	0%
Substance Abuse Services	0%
Women's Health Services	17%

\*Physicians; Physician Assistants; Family Nurse Practitioners; Certified Nurse Midwives and Visiting Nurses. \*\*\*Psychiatrists; Clinical Psychologists; Licensed Clinical Social Workers. \*\*\*\*Other providers billable to Medi-Cal and other CPSP providers not listed.

## Revenue and Utilization by Payment Source

Program	Patients**	Encounters
Medicare	628	1,865
Medi-Cal	17,660	45,380
Other Public	-	-
Private Insurance	794	2,091
Uninsured Services	5,121	5,676
Covered California	-	-
PACE	-	-
Other	-	-
BCCCP**	2	1,865
CHDP**	-	1
Family PACT**	2,833	4,999

## Gross Patient Revenue (charged)

\$16,876,534

## Net Patient Revenue (collected)

\$12,542,013

## Other Operating Revenue

Federal Funds	\$ 2,418,032
State Funds	\$ -
County/Local Funds	\$ -
Private	\$ 745,599
Donations/Contributions	\$ 87,277
Other	\$ 15

## TOTAL OPERATING REVENUE

\$3,250,923

\*\*Patient counts for Episodic programs (BCCCP, CHDP, Family PACT and Other Episodic Programs) are duplicated. Episodic Programs include Breast Cancer Programs such as the Breast Cancer Early Detection Program (BCCCP) and the Breast and Cervical Cancer Control Program (BCCCP); CHDP = Child Health and Disability Prevention Program; Family PACT = Family Planning Access Care and Treatment Program and other payers covered by a grant.

Because of their philosophy and by necessity, CCHCs have been vigilant about controlling the cost of care, and the untoward effects of deferred or neglected care, by promoting a broad range of preventive health services specifically targeted to the particular needs of their communities and patient populations. The Federal Office of Management and Budget has found the Health Center Program to be one of the ten most effective federal programs and the most effective program under the federal Health and Human Services Agency. Despite enormous challenges, CCHCs have persisted in their mission to serve their local communities.

Data Source is California Department of Health Care Access and Information (HCAI) 2020 Annual Utilization Report (AUR). Report prepared by the CPCA Data Team.

californiahealth<sup>+</sup> advocates

ADVANCING THE MISSION OF COMMUNITY HEALTH CENTERS

(916) 503-9130

healthplusadvocates.org

1231 I Street, Suite 400, Sacramento, CA 95814