

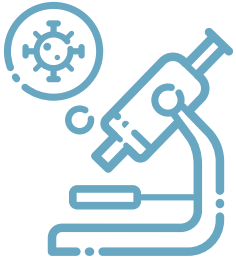
COMMUNITY HEALTH CENTERS

COVID-19 Impact

California's Community Health Centers (CHCs) are currently providing care to more than 7.4 million Californians, many of whom are essential workers. CHCs play a pivotal role in ensuring those impacted most by the COVID19 pandemic have access to needed care and are prioritized in receiving vaccinations

As of February 11, 2022

CHC TESTING




2.35MIL+⁽¹⁾

TOTAL NUMBER OF TESTS ADMINISTERED




345,951⁽¹⁾

TESTED POSITIVE FOR COVID-19



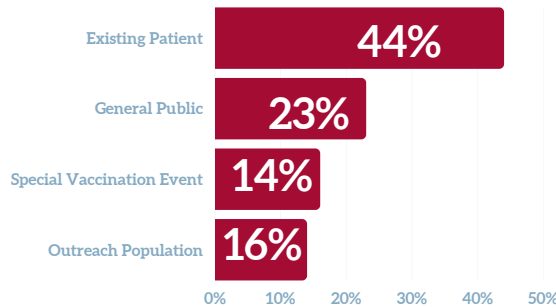
COVID-19 TEST KIT DISTRIBUTION



773,049

TOTAL NUMBER OF TEST KITS DISTRIBUTED THROUGH THE HRSA COVID-19 TESTING SUPPLY PROGRAM SINCE DEC.2021

TEST KIT DISTRIBUTION METHOD THROUGH CHC



53%

HEALTH CENTERS THAT DISTRIBUTED TEST KITS RECEIVED THROUGH THE HRSA COVID-19 TESTING SUPPLY PROGRAM

EQUITABLE RESPONSE & CHC OPERATIONS

CHC OPERATIONS



85%⁽¹⁾

TESTED POSITIVE - IDENTIFIED AS RACIAL OR ETHNIC MINORITY GROUPS ⁽³⁾



33%⁽¹⁾

VISITS CONDUCTED VIRTUALLY



80%⁽¹⁾

TEST ADMINISTERED - IDENTIFIED AS RACIAL OR ETHNIC MINORITY GROUPS ⁽³⁾

Data Source: CHC : Federally Qualified Health Centers (FQHCs) (n=180) and FQHC Look-Alike Clinics (n=27). (1) HRSA Weekly Survey; surveyed 77% (160/207) of CHCs ; (2) California Primary Care Vaccination Distribution Survey.; surveyed 53% (109/207) of CHCs (3) Racial or ethnic minority groups: Black, Asian, Pacific Islander, Indigenous and LatinX persons.

COMMUNITY HEALTH CENTERS COVID-19 VACCINATION

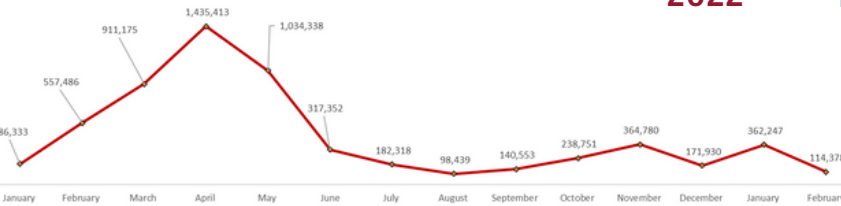
IMMUNIZATION

6+ MIL ⁽¹⁾

TOTAL NUMBER OF VACCINES ADMINISTERED

2021

2022



NUMBER OF VACCINES ADMINISTERED WEEKLY ⁽¹⁾

739K ⁽¹⁾



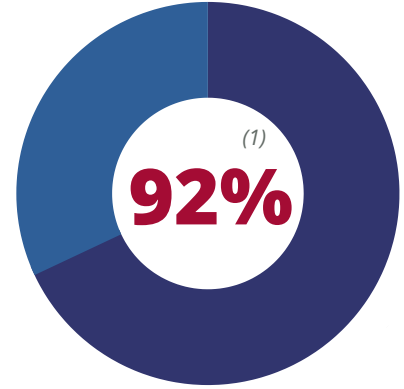
TOTAL NUMBER OF BOOSTER SHOTS ADMINISTERED

46% ⁽²⁾



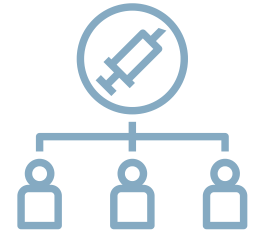
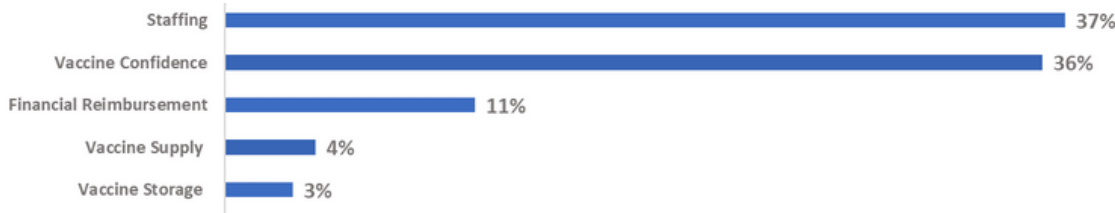
VACCINATED 60-80% OF STAFF

VACCINES ADMINISTERED- IDENTIFIED AS RACIAL OR ETHNIC GROUPS ⁽³⁾



VACCINE DISTRIBUTION

CHALLENGES DEPLOYING COVID-19 VACCINES ⁽¹⁾



74% ⁽²⁾

ADDITIONAL CHALLENGE: TRANSPORTATION OF VACCINES DUE TO DOCUMENTATION AND TEMPERATURE CONTROL

CHC REQUESTED AND RECEIVED VACCINES FROM THE STATE

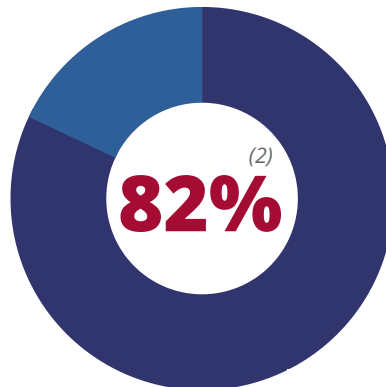
CHC OPERATIONS



98% ⁽²⁾

WILLING TO BECOME COMMUNITY VACCINATION SITES

INTERESTED IN VACCINE OUTREACH AND EDUCATION



76% ⁽²⁾

ENGAGED IN VACCINE EDUCATION/ADVOCACY



Data Source: CHC : Federally Qualified Health Centers (FQHCs) (n=180) and FQHC Look-Alike Clinics (n=27). (1) HRSA Weekly Survey; surveyed 77% (160/207) of CHCs ; (2) California Primary Care Vaccination Distribution Survey.; surveyed 53% (109/207) of CHCs (3) Racial or ethnic minority groups: Black, Asian, Pacific Islander, Indigenous and LatinX persons.