



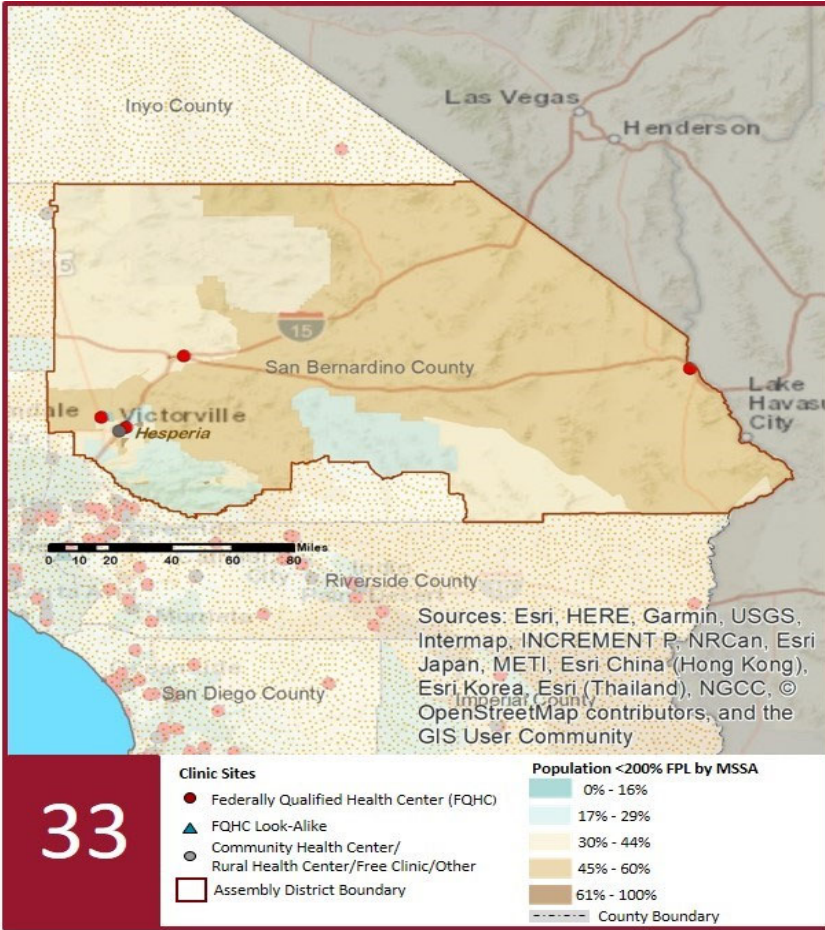
2022 Profile of Community Health Centers Assembly District 33

Assemblymember Thurston "Smitty" Smith



The Clinics

Community Health Centers (CHCs) are nonprofit health care practices located in low income and medically underserved areas. CHCs share a common mission to serve everyone who walks through their doors, regardless of their ability to pay. The term CHC include Federally Qualified Health Centers (FQHC), FQHC Look-Alikes, Migrant Health Centers, Rural and Frontier Health Centers, and Free Clinics. CHCs are an essential segment of the safety net. In many California Counties, they provide a significant proportion of comprehensive primary care services to those who are publicly subsidized or uninsured.



Clinic Types

Total Number of CHCs	5
Federally Qualified Health Center Sites (FQHC)	4
FQHC Look-Alike Sites	0
Other (Free/Tribal/Non-FQs)	1
Rural Health Center Sites (95-210 RHC)	0

Demographics

Patients	24,203	
Male	7,725	32%
Female	16,478	68%
19 Years & Under	3,809	16%
Encounters	60,014	

Poverty Level

Under 100%	11,066	46%
100 - 138%	1,334	6%
139 - 200%	866	4%
201 - 400%	740	3%
Over 400%	2	0%
Unknown	10,195	42%

Age

Less than 1 Year	160	1%
1 - 4 Years	362	1%
5 - 12 Years	746	3%
13 - 14 Years	254	1%
15 - 19 Years	2,287	9%
20 - 34 Years	11,404	47%
35 - 44 Years	3,054	13%
45 - 64 Years	4,780	20%
More than 65 Years	1,156	5%

Race

White	14,795	61%
Black	3,125	13%
Native American	890	4%
Asian/Pacific Islander	248	1%
More than one Race	892	4%
Other/ Unknown	4,253	18%

Ethnicity

Hispanic	10,462	43%
Non-Hispanic	11,008	45%
Unknown	2,733	11%

Language

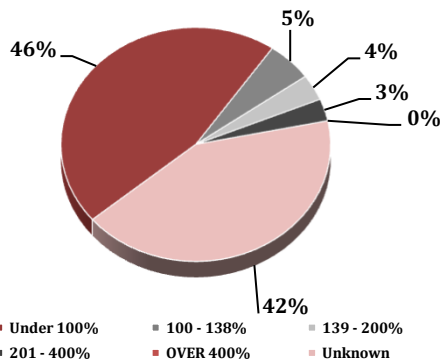
Primary Language Not English	14%
------------------------------	-----

2022 Profile of Community Health Centers Assembly District 33

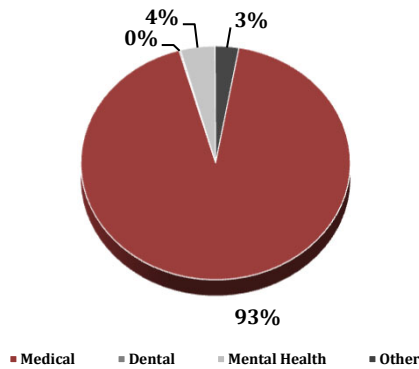
Assemblymember Thurston "Smitty" Smith



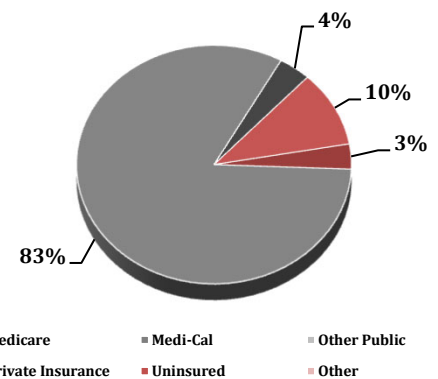
Federal Poverty Level



Services



Payment Source



Services	Provider FTEs	Encounters
Medical*	15.4 93%	55,714 93%
Dental**	0.3 2%	103 0%
Mental Health***	0.8 5%	2,492 4%
Other****	0.0 0%	1,705 3%

% of CHCs providing other significant services

Vision Services	0%
Basic Lab Services	40%
Radiology Services	0%
Pharmacy Services	20%
Urgent Care Services	0%
Substance Abuse Services	0%
Women's Health Services	20%

*Physicians; Physician Assistants; Family Nurse Practitioners; Certified Nurse Midwives and Visiting Nurses.
 **Psychiatrists; Clinical Psychologists; Licensed Clinical Social Workers.
 ****Other providers billable to Medi-Cal.

Revenue and Utilization by Payment Source

Program	Patients**	Encounters
Medicare	628 3%	1,865 3%
Medi-Cal	17,660 73%	45,380 76%
Other Public	- 0%	- 0%
Private Insurance	794 3%	2,091 3%
Uninsured Services	5,121 21%	5,676 9%
Covered California	- 0%	- 0%
PACE	- 0%	- 0%
Other	- 0%	- 0%
BCCCP**	2 0%	2 0%
CHDP**	- 0%	1 0%
Family PACT**	2,833 12%	4,999 8%

Gross Patient Revenue (charged)

\$16,876,534

Net Patient Revenue (collected)

\$12,542,013

Other Operating Revenue

Federal Funds	\$ 2,418,032
State Funds	\$ -
County/Local Funds	\$ -
Private	\$ 745,599
Donations/Contributions	\$ 87,277
Other	\$ 15

TOTAL OPERATING REVENUE

\$15,792,936

**Patient counts for Episodic programs (BCCCP, CHDP, Family PACT and Other Episodic Programs) are duplicated. Episodic Programs include Breast Cancer Programs such as the Breast Cancer Early Detection Program (BCCCP) and the Breast and Cervical Cancer Control Program (BCCCP); CHDP = Child Health and Disability Prevention Program; Family PACT = Family Planning Access Care and Treatment Program and other payers covered by a grant.

Because of their philosophy and by necessity, CCHCs have been vigilant about controlling the cost of care, and the untoward effects of deferred or neglected care, by promoting a broad range of preventive health services specifically targeted to the particular needs of their communities and patient populations. The Federal Office of Management and Budget has found the Health Center Program to be one of the ten most effective federal programs and the most effective program under the federal Health and Human Services Agency. Despite enormous challenges, CCHCs have persisted in their mission to serve their local communities.

Profile created by CPCA Data Team. Data Source is 2020 HCAI Annual Utilization Report of Community Health Centers.