



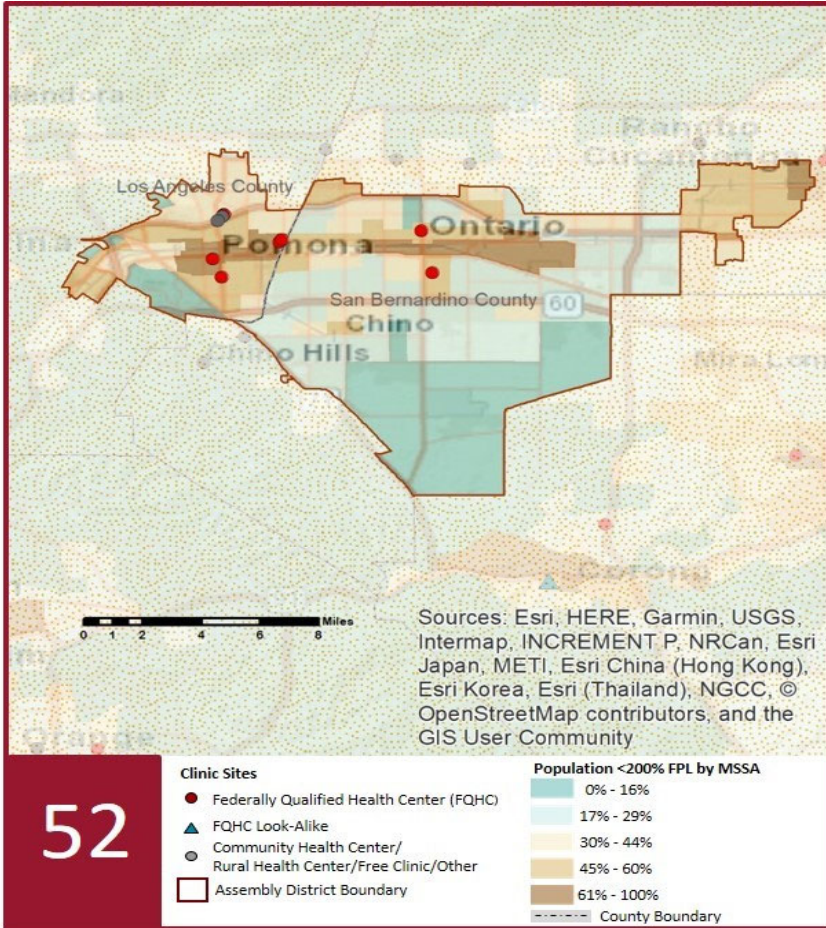
2022 Profile of Community Health Centers Assembly District 52

Assemblymember Freddie Rodriguez



The Clinics

Community Health Centers (CHCs) are nonprofit health care practices located in low income and medically underserved areas. CHCs share a common mission to serve everyone who walks through their doors, regardless of their ability to pay. The term CHC include Federally Qualified Health Centers (FQHC), FQHC Look-Alikes, Migrant Health Centers, Rural and Frontier Health Centers, and Free Clinics. CHCs are an essential segment of the safety net. In many California Counties, they provide a significant proportion of comprehensive primary care services to those who are publicly subsidized or uninsured.



Clinic Types

Total Number of CHCs	12
Federally Qualified Health Center Sites (FQHC)	8
FQHC Look-Alike Sites	1
Other (Free/Tribal/Non-FQs)	3
Rural Health Center Sites (95-210 RHC)	0

Demographics

Patients	57,687	
Male	19,623	34%
Female	38,064	66%
19 Years & Under	13,054	23%
Encounters	186,506	

Poverty Level

Under 100%	30,486	53%
100 - 138%	5,551	10%
139 - 200%	3,393	6%
201 - 400%	1,370	2%
Over 400%	430	1%
Unknown	16,457	29%

Age

Less than 1 Year	1,230	2%
1 - 4 Years	2,170	4%
5 - 12 Years	4,400	8%
13 - 14 Years	1,220	2%
15 - 19 Years	4,034	7%
20 - 34 Years	18,203	32%
35 - 44 Years	8,001	14%
45 - 64 Years	13,814	24%
More than 65 Years	4,615	8%

Race

White	43,719	76%
Black	3,268	6%
Native American	223	0%
Asian/Pacific Islander	2,594	4%
More than one Race	930	2%
Other/ Unknown	6,953	12%

Ethnicity

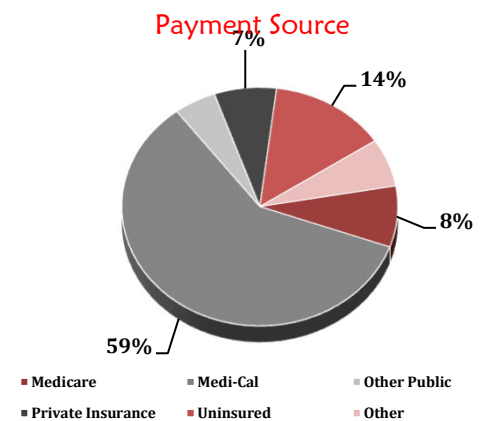
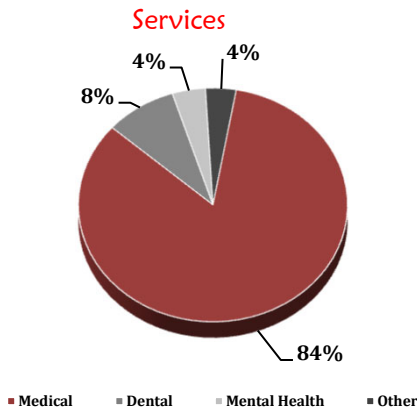
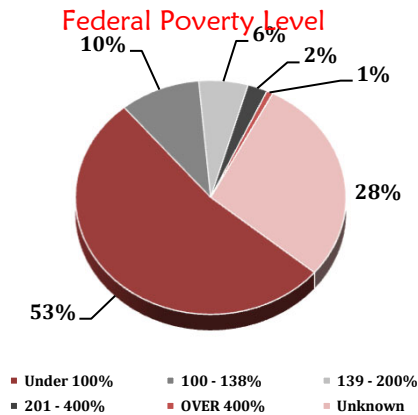
Hispanic	39,384	68%
Non-Hispanic	16,375	28%
Unknown	1,928	3%

Language

Primary Language Not English	25%
------------------------------	-----

2022 Profile of Community Health Centers Assembly District 52

Assemblymember Freddie Rodriguez



Services	Provider FTEs	Encounters
Medical*	62.7 69%	156,153 84%
Dental**	10.6 12%	16,048 9%
Mental Health***	8.3 9%	7,465 4%
Other****	9.1 10%	6,840 4%

% of CHCs providing other significant services

Vision Services	25%
Basic Lab Services	83%
Radiology Services	17%
Pharmacy Services	25%
Urgent Care Services	0%
Substance Abuse Services	67%
Women's Health Services	75%

*Physicians; Physician Assistants; Family Nurse Practitioners; Certified Nurse Midwives and Visiting Nurses.
 **Psychiatrists; Clinical Psychologists; Licensed Clinical Social Workers.
 ****Other providers billable to Medi-Cal.

Revenue and Utilization by Payment Source

Program	Patients**	Encounters
Medicare	3,056 5%	14,290 8%
Medi-Cal	32,457 56%	102,221 55%
Other Public	1,749 3%	8,533 5%
Private Insurance	4,207 7%	12,596 7%
Uninsured Services	13,527 23%	23,757 13%
Covered California	860 1%	2,042 1%
PACE	- 0%	- 0%
Other	1,831 3%	11,254 6%
BCCCP**	333 1%	613 0%
CHDP**	1,420 2%	2,126 1%
Family PACT**	5,232 9%	9,074 5%

Gross Patient Revenue (charged)

\$59,511,297

Net Patient Revenue (collected)

\$27,694,035

Other Operating Revenue

Federal Funds	\$ 8,599,333
State Funds	\$ 132,727
County/Local Funds	\$ 1,752,965
Private	\$ 1,512,519
Donations/Contributions	\$ 52,854
Other	\$ 1,747,640

TOTAL OPERATING REVENUE

\$41,492,073

**Patient counts for Episodic programs (BCCCP, CHDP, Family PACT and Other Episodic Programs) are duplicated. Episodic Programs include Breast Cancer Programs such as the Breast Cancer Early Detection Program (BCCCP) and the Breast and Cervical Cancer Control Program (BCCCP); CHDP = Child Health and Disability Prevention Program; Family PACT = Family Planning Access Care and Treatment Program and other payers covered by a grant.

Because of their philosophy and by necessity, CCHCs have been vigilant about controlling the cost of care, and the untoward effects of deferred or neglected care, by promoting a broad range of preventive health services specifically targeted to the particular needs of their communities and patient populations. The Federal Office of Management and Budget has found the Health Center Program to be one of the ten most effective federal programs and the most effective program under the federal Health and Human Services Agency. Despite enormous challenges, CCHCs have persisted in their mission to serve their local communities.

Profile created by CPCA Data Team. Data Source is 2020 HCAI Annual Utilization Report of Community Health Centers.