



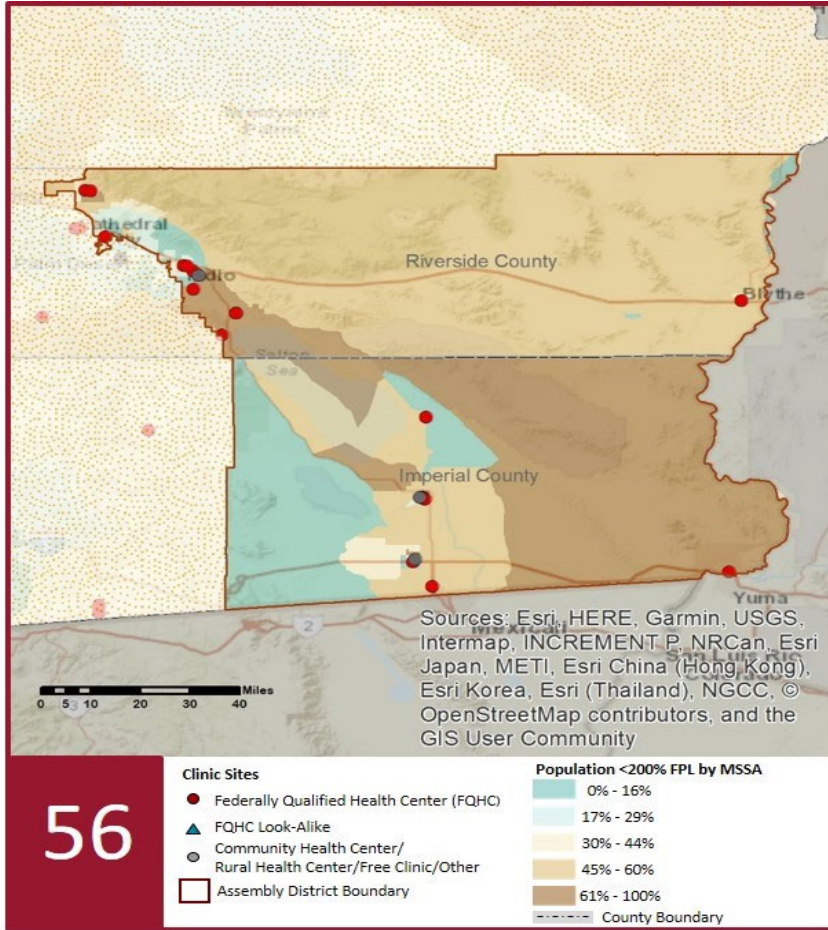
2022 Profile of Community Health Centers Assembly District 56

Assemblymember Eduardo Garcia



The Clinics

Community Health Centers (CHCs) are nonprofit health care practices located in low income and medically underserved areas. CHCs share a common mission to serve everyone who walks through their doors, regardless of their ability to pay. The term CHC include Federally Qualified Health Centers (FQHC), FQHC Look-Alikes, Migrant Health Centers, Rural and Frontier Health Centers, and Free Clinics. CHCs are an essential segment of the safety net. In many California Counties, they provide a significant proportion of comprehensive primary care services to those who are publicly subsidized or uninsured.



Clinic Types

Total Number of CHCs	16
Federally Qualified Health Center Sites (FQHC)	13
FQHC Look-Alike Sites	0
Other (Free/Tribal/Non-FQs)	3
Rural Health Center Sites (95-210 RHC)	2

Demographics

Patients	111,738	
Male	43,431	39%
Female	68,307	61%
19 Years & Under	34,935	31%
Encounters	315,293	

Poverty Level

Under 100%	39,771	36%
100 - 138%	7,379	7%
139 - 200%	3,825	3%
201 - 400%	1,660	1%
Over 400%	771	1%
Unknown	58,332	52%

Age

Less than 1 Year	2,692	2%
1 - 4 Years	6,571	6%
5 - 12 Years	13,965	12%
13 - 14 Years	3,072	3%
15 - 19 Years	8,635	8%
20 - 34 Years	28,562	26%
35 - 44 Years	13,703	12%
45 - 64 Years	23,507	21%
More than 65 Years	11,031	10%

Race

White	82,852	74%
Black	2,125	2%
Native American	1,064	1%
Asian/Pacific Islander	1,306	1%
More than one Race	27	0%
Other/ Unknown	24,364	22%

Ethnicity

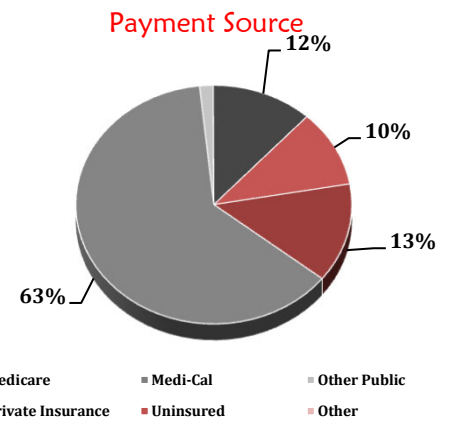
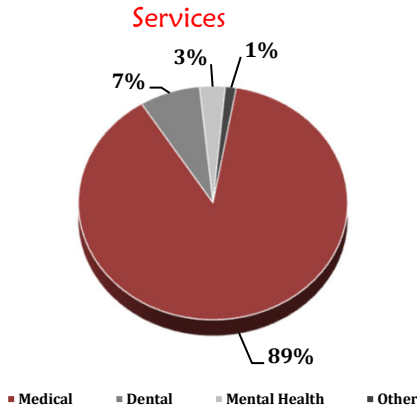
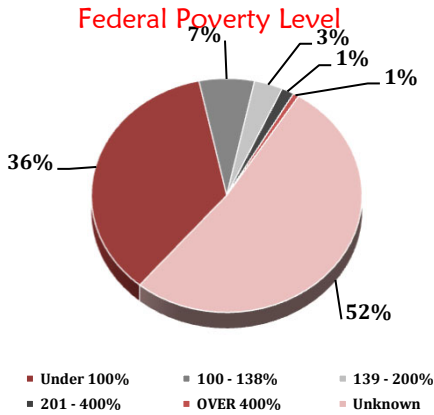
Hispanic	75,720	68%
Non-Hispanic	26,491	24%
Unknown	9,527	9%

Language

Primary Language Not English	37%
------------------------------	-----

2022 Profile of Community Health Centers Assembly District 56

Assemblymember Eduardo Garcia



Services	Provider FTEs	Encounters
Medical*	75.1 77%	278,471 88%
Dental**	12.0 12%	23,012 7%
Mental Health***	8.4 9%	9,687 3%
Other****	2.5 3%	4,123 1%

% of CHCs providing other significant services

Vision Services	6%
Basic Lab Services	81%
Radiology Services	56%
Pharmacy Services	25%
Urgent Care Services	6%
Substance Abuse Services	13%
Women's Health Services	50%

*Physicians; Physician Assistants; Family Nurse Practitioners; Certified Nurse Midwives and Visiting Nurses.
 ***Psychiatrists; Clinical Psychologists; Licensed Clinical Social Workers.
 ****Other providers billable to Medi-Cal.

Revenue and Utilization by Payment Source

Program	Patients**	Encounters
Medicare	9,632 9%	39,880 13%
Medi-Cal	63,347 57%	186,084 59%
Other Public	683 1%	4,700 1%
Private Insurance	10,539 9%	35,187 11%
Uninsured Services	25,702 23%	30,989 10%
Covered California	1,835 2%	6,863 2%
PACE	- 0%	- 0%
Other	- 0%	- 0%
BCCCP**	1,025 1%	1,710 1%
CHDP**	753 1%	1,891 1%
Family PACT**	4,375 4%	7,989 3%

Gross Patient Revenue (charged)

\$77,770,727

Net Patient Revenue (collected)

\$51,596,954

Other Operating Revenue

Federal Funds	\$ 10,718,879
State Funds	\$ 1,604,257
County/Local Funds	\$ 333,870
Private	\$ 958,052
Donations/Contributions	\$ 1,073,007
Other	\$ 207,648

TOTAL OPERATING REVENUE

\$66,492,667

**Patient counts for Episodic programs (BCCCP, CHDP, Family PACT and Other Episodic Programs) are duplicated. Episodic Programs include Breast Cancer Programs such as the Breast Cancer Early Detection Program (BCCCP) and the Breast and Cervical Cancer Control Program (BCCCP); CHDP = Child Health and Disability Prevention Program; Family PACT = Family Planning Access Care and Treatment Program and other payers covered by a grant.

Because of their philosophy and by necessity, CCHCs have been vigilant about controlling the cost of care, and the untoward effects of deferred or neglected care, by promoting a broad range of preventive health services specifically targeted to the particular needs of their communities and patient populations. The Federal Office of Management and Budget has found the Health Center Program to be one of the ten most effective federal programs and the most effective program under the federal Health and Human Services Agency. Despite enormous challenges, CCHCs have persisted in their mission to serve their local communities.

Profile created by CPCA Data Team. Data Source is 2020 HCAI Annual Utilization Report of Community Health Centers.